


THE GREAT DANE



A STUDY OF THE APOLLO OF DOGS

HISTORY



«Bruno», Bes. E. Messter, Berlin



7 «Hannibal», Bes. B. Ulrich, Doos

The Great Dane traces its history to the “Mastiff” type dogs pictured in carvings and writings dating back to 3000 B.C. With the addition of sight hounds, primarily the Greyhound, the breed was cultivated in Germany and became their National dog in 1870. In the mid 1800s, some US fanciers imported dogs primarily from Germany and refined the breed characteristics to those we see today.

HISTORY

Once a fierce guardian and hunter, the Great Dane is now a loyal and adaptable companion. One must be aware that The Great Dane is still used for hunting wild boar throughout the United States.



HISTORY THE BEAST WE HUNT

HISTORY



DANES THRU HISTORY



LIFE IMITATES ART

The Great Dane is the Apollo of dogs. Never should it be the "Hercules".



The Great Dane combines, in its **regal** appearance, **dignity, strength** and **elegance** with **great size** and a powerful, well-formed, smoothly muscled body. It is one of the giant working breeds, but is **unique** in that its general conformation must be **so well balanced that it never appears clumsy** and shall move with a long reach and powerful drive. It is **always a unit-the Apollo of dogs**.

ESSENCE OF THE BREED

The essence of Great Dane type is created by:

- balanced combination of a sculptured headpiece
- long, tapered, clean neck
- smoothly muscled body
- bone in relationship to gender
- glossy coat of correct rich color
- movement with precision and grace
- majesty possessed by no other breed

A substantial deficiency in any of these attributes will result in a lack of true Dane type – a “common looking” dog. ***Lack of true Dane breed type as defined in the standard is THE MOST SERIOUS FAULT.***

Type includes the combination of proper head, structure, balance, and movement.

Physical and Mental Characteristics Create Breed Type



- Regal Appearance, Dignity, Strength with Elegance.
- Spirited, Courageous, Never Timid or Aggressive, Always Friendly and Dependable.
- Great Size, Strength and Balance. Always a Unit.

- Moving with Reach and Drive.
- Great Masculinity in Dogs, Femininity in Bitches.



SIZE, PROPORTION AND SUBSTANCE

DOG

- Must be 30” at the shoulder at 6 months.
- Danes under minimum height must be disqualified.
- Average height 34 inches.
- The dog is more massive than the bitch.
- Coarseness or lack of substance *equally* undesirable.
- Coarseness is **NOT** a substitute for substance.
- All other things being equal, the larger Dane is preferred, but great height at the expense of overall soundness and balance is not desired.



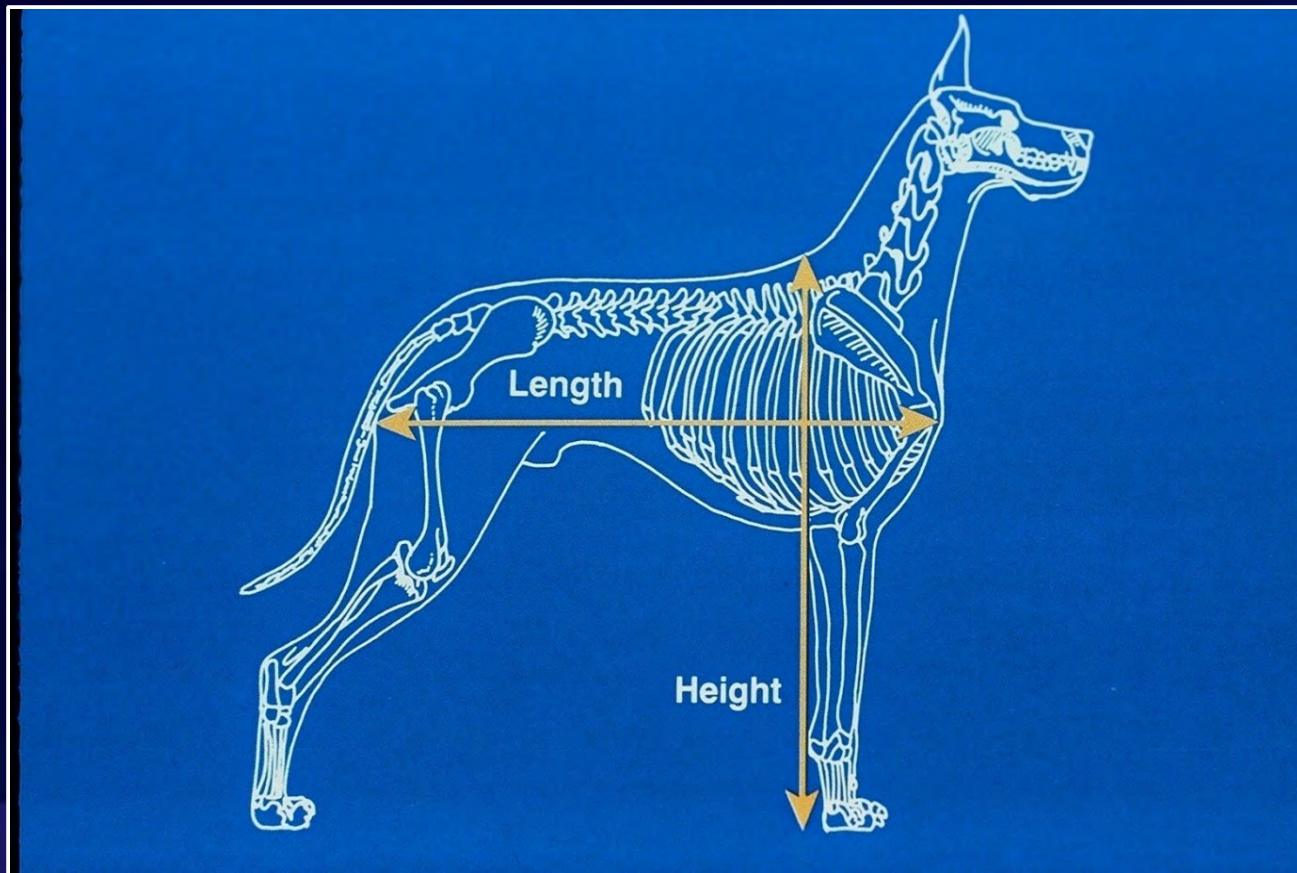
SIZE, PROPORTION AND SUBSTANCE

BITCH

- Must be 28" at the shoulder.
- Danes under the minimum height must be disqualified.
- Average height 32 inches.
- May be somewhat longer in body than the dog providing she is proportioned to her height.
- Bitches must convey an impression of femininity.
- All other things being equal, the larger Dane is preferred but great height at the expense of overall soundness and balance is not desired.



A SQUARE BREED



Squareness is measured from the withers to the ground, and from the point of shoulder to the back of the upper thigh.

HEADS

- Rectangular
- Long
- Distinguished
- Expressive
- Finely Chiseled
- Pronounced Stop
- Parallel planes
- Flat on all sides
- Strong Square Broad Muzzle
- Length of Muzzle and Skull to be Equal (a long narrow head is as faulty as a short face blocky head)
- Tight Almond eye
- High set ear cropped or uncropped

THE HEAD STUDY: DOGS




Chantel Photo 2010













THE HEAD STUDY: BITCHES










foto by SAKnautsen









Tom Weigand
© 2013 THEWINNINGIMAGE.COM

EYES

Eyes shall be medium size, deep set and dark, with a lively and intelligent expression. The eyes are almond shaped and relatively tight with well developed brows. Haws and mongolian eyes are very serious faults. In Harlequins and Merles the eyes should be dark, but Blue eyes and eyes of different colors are permitted. In Blue Great Danes a somewhat lighter eye is acceptable.



THE CROPPED EAR



If cropped, the ear length is in proportion to the size of the head, and ears are carried uniformly erect.

THE UNCROPPED EAR



Ears are set high, medium in size, folded forward close to the cheek. The line of the folded ear should be level with the skull. Lack of ability to hold the ear erect at the base of the natural ear will give a hound look and should be faulted.

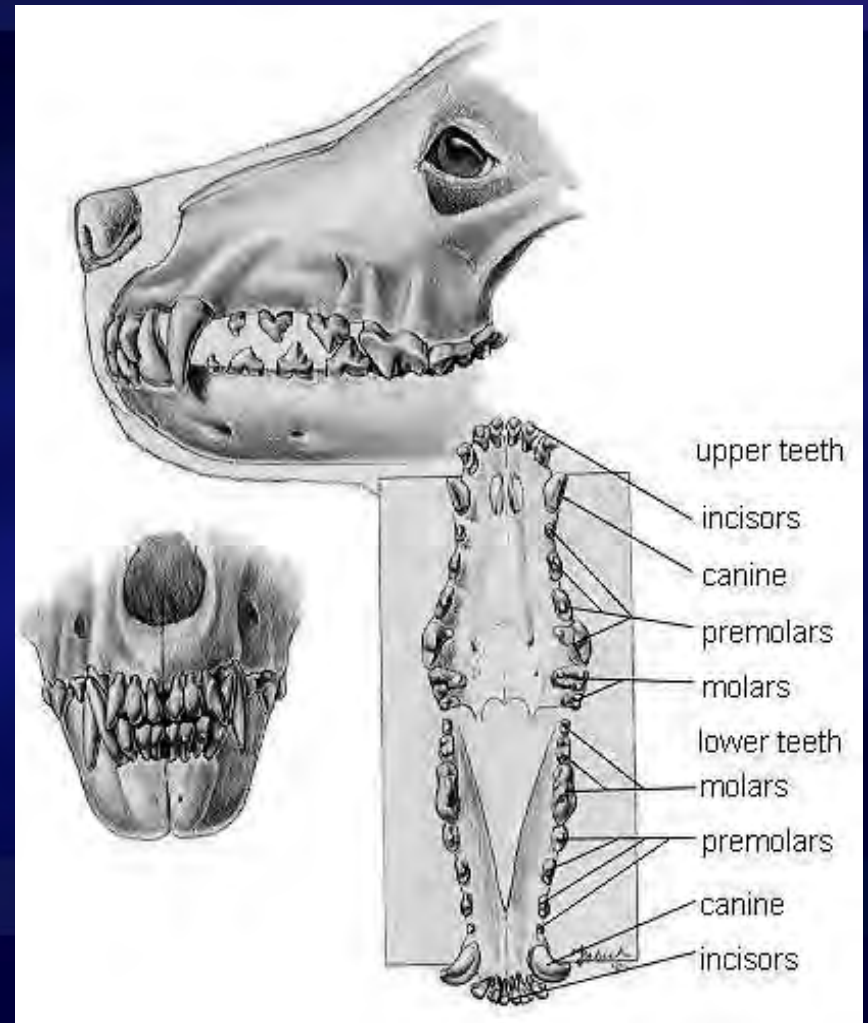
NOSE



The nose shall be black, except in the Blue Dane, where it is a dark blue black. A black spotted nose is permitted on the Harlequin and Merles; a solid pink colored nose is not desirable. **A split nose is a disqualification.**

TEETH

Teeth shall be strong, well developed, clean and with full dentition preferred. Scissors bite preferred. Undershot jaw and wry mouths are very serious fault. Overshot bites are a serious faults. Even bites, misaligned or crowded incisors are minor faults. The jaw should not be narrow.



NECK, TOPLINE AND BODY

The elegance of the breed is created here. The neck shall be firm, high set, well arched, long and muscular. From the nape, it should gradually broaden and flow smoothly into a short level back with a broad loin. The chest shall be broad, deep and well muscled. The forechest should be well developed without a pronounced sternum.



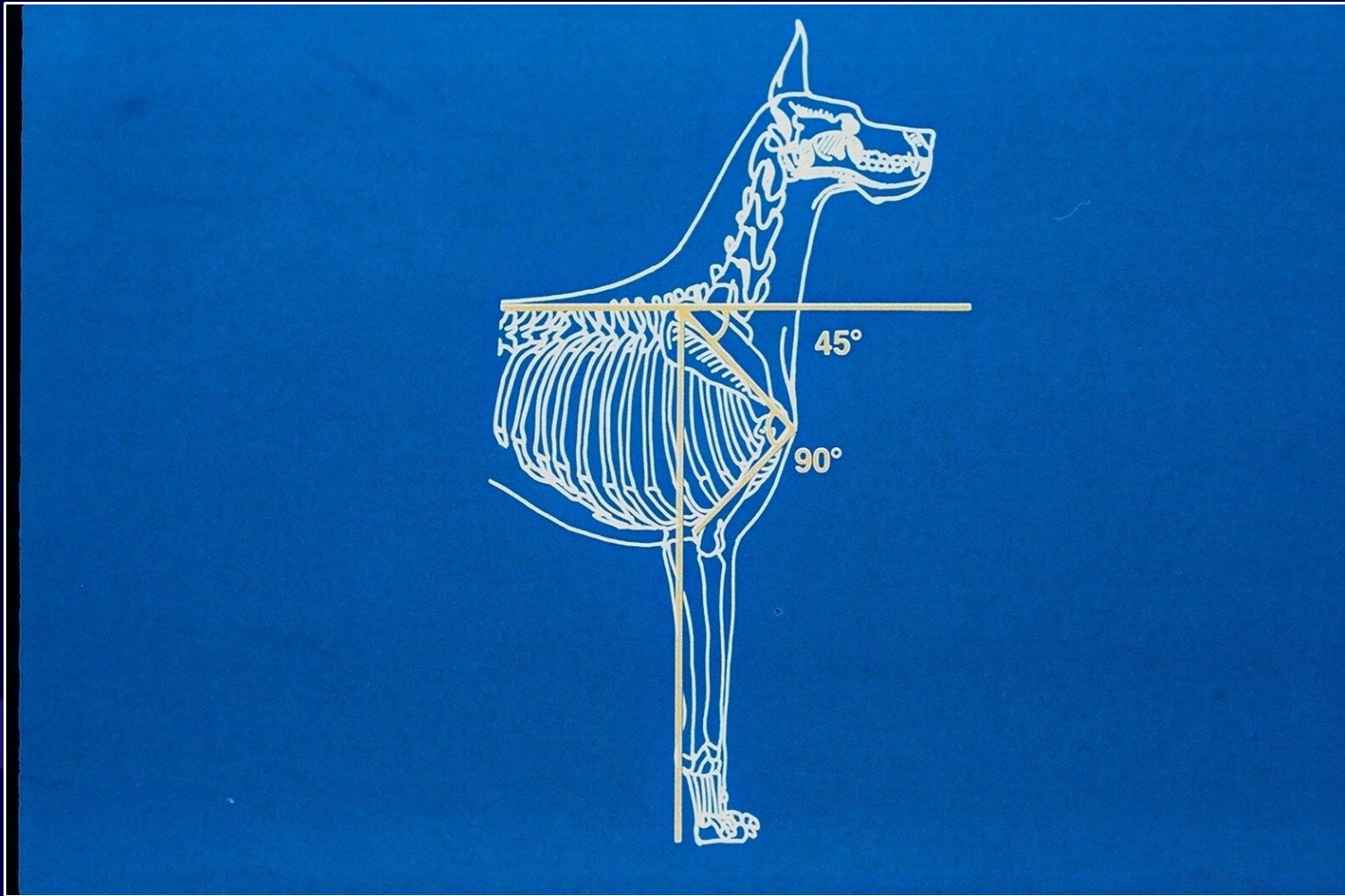
NECK, TOPLINE AND BODY

The brisket extends to the elbow, with well sprung ribs. The body underline should be tightly muscled with a well-defined tuck-up. The croup should be broad and very slightly sloping. The tail should be set high and smoothly into the croup, but not quite level with the back, a continuation of the spine. The tail should be broad at the base, tapering uniformly down to the hock joint. At rest, the tail should fall straight. When excited or running, it may curve slightly, but never above the level of the back. A ring or hooked tail is a serious fault. **A docked tail is a disqualification.**

FOREQUARTERS

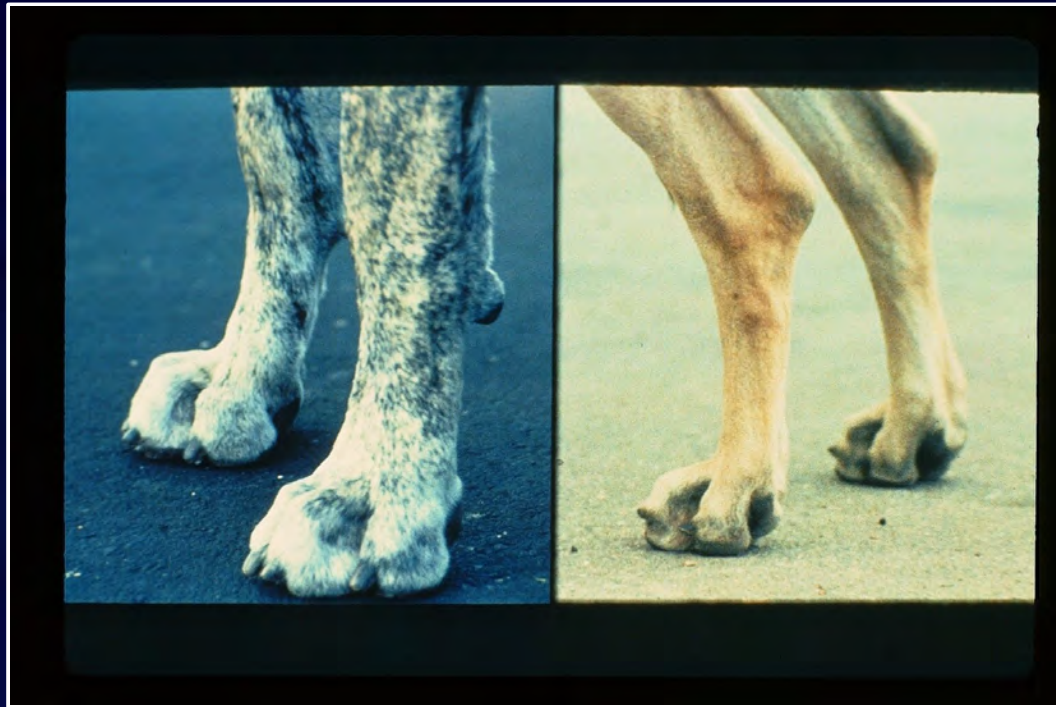
Forequarters shall be strong and muscular. The shoulder blade must be strong and sloping forming a right angle at its articulation with the upper arm. The elbow should be one-half the distance from the withers to the ground. Pasterns slope slightly. Front legs straight and parallel. Correct placement and angulation of the shoulder and forearm give the dog greater reach.

CORRECT SHOULDER ANGULATION





FEET AND TOES



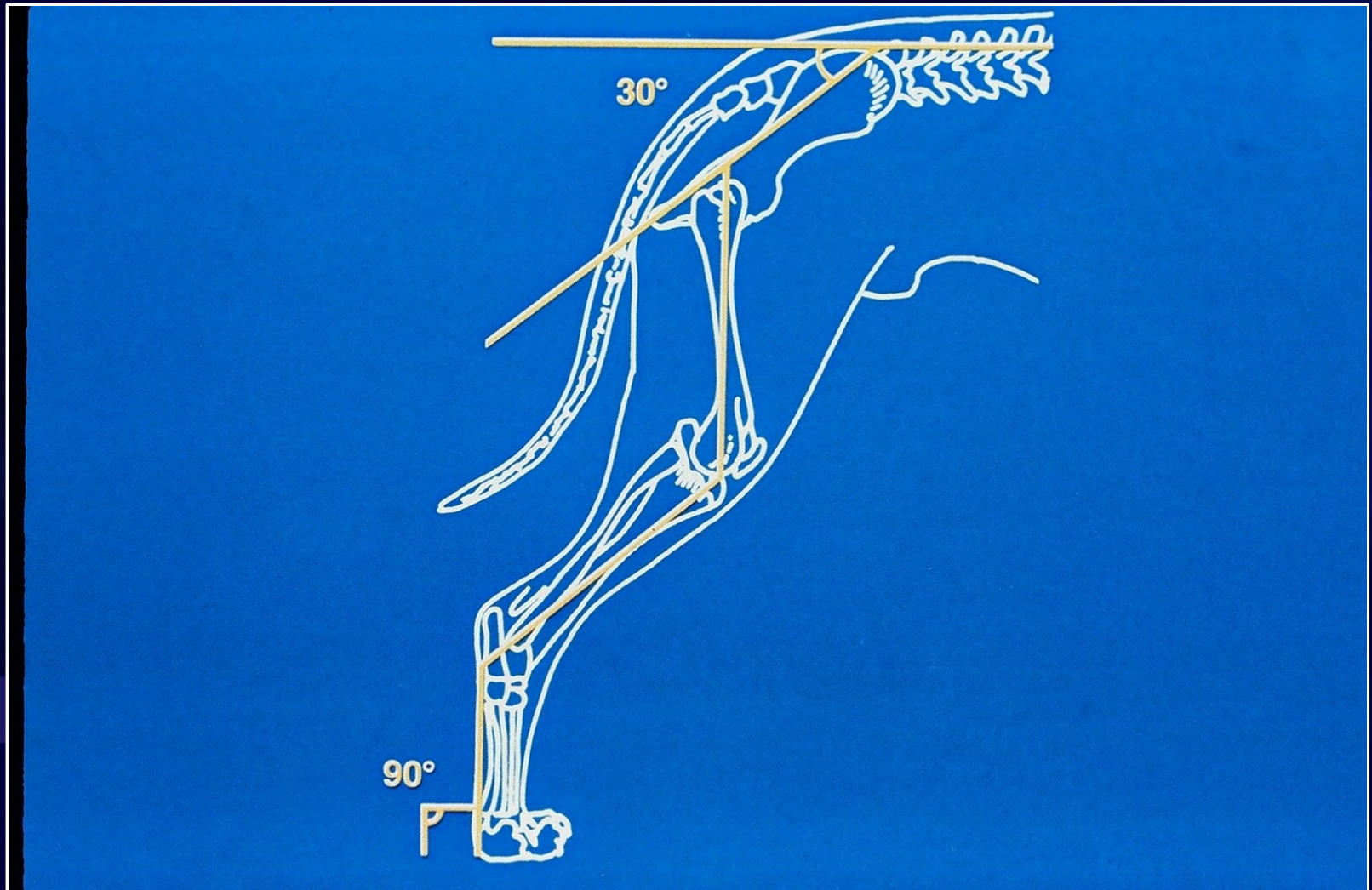
The feet should be round and compact with well arched toes, neither toeing in, toeing out, or rolling to the inside or outside. The nails should be short, strong and as dark as possible, except they may be lighter in Harlequins, Mantles and Merles. Wolf claws are a serious fault.

HINDQUARTERS

Hindquarters shall be strong, broad, muscular and well angulated, balancing with the shoulder assembly plus have well let down hocks. The rear quarter provides the powerful drive to move the body forward.



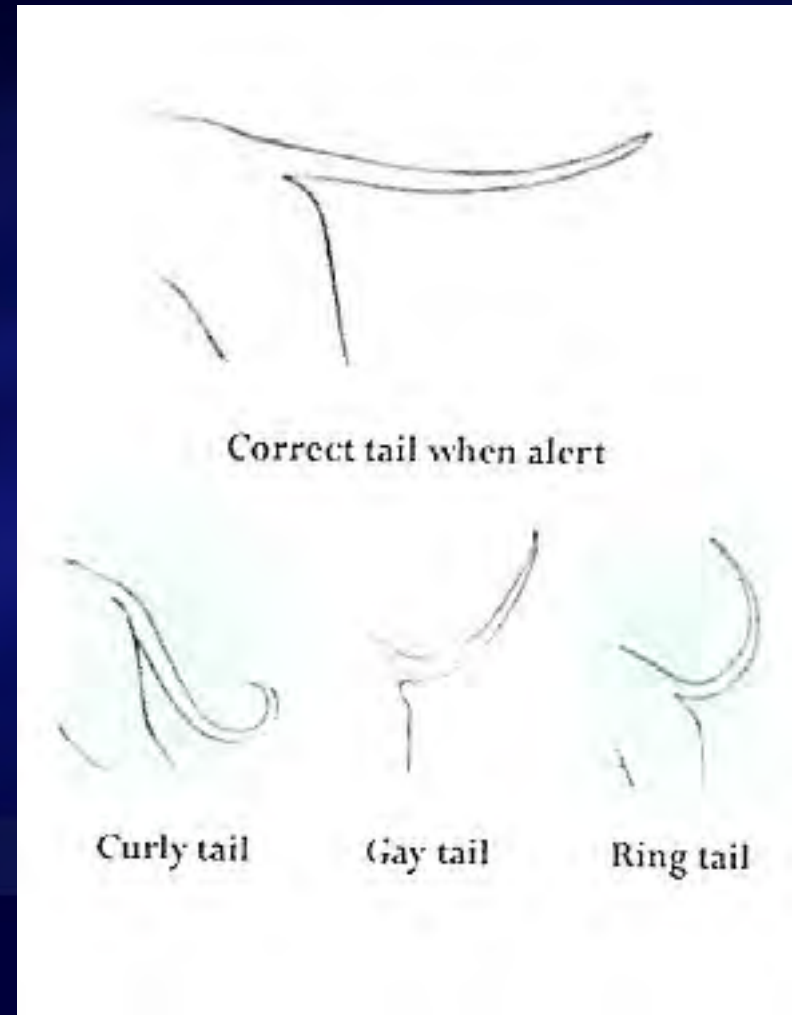
CORRECT REAR ANGULATION



TAIL


At rest, the tail should fall straight. When excited or gaiting, it may curve slightly but never above the level of the back. A ring or hooked tail is a serious fault.

A docked tail is a disqualification.



THE GREAT DANE:
DOG















THE GREAT DANE:
BITCH















COAT

- The coat is short, thick and lies flat with a glossy appearance.
- Blues occasionally will be seen with a sparse coat similar to that seen in the Doberman. This is not desirable.
- Blacks occasionally will be seen with brownish color due to sun burning of the coat. Check the base of the coat to be certain that it is not poor coat color.
- It is not unusual to have puppies in a first coat shed appearing “moth eaten.” This is usually noticeable in the neck area.

THE GREAT DANE:
COLOR
VS.
PATTERNS
AND
MARKINGS

FAWN

- COLOR: Yellow gold
- PATTERN/MARKINGS:
Black on eye rims and eyebrows and may appear on ears and tail tip
- The deep yellow gold must always be given preference.
- White markings on chest or toes, black-fronted, dirty colored Fawns are not desirable



BRINDLE

- **COLOR:** Base color yellow gold and always brindled with strong black crossstripes
- **PATTERN/MARKINGS:** Brindle shall have a black chevron pattern with a black mask. The more intense the base color and the more distinct and evenly brindled, the more preferred will be the color
- Black on eye rims and eyebrows, and may appear on ears and tail tip
- Too much or too little brindle are equally undesirable
- White markings on the chest and toes; or a black-fronted; dirty colored Brindles are not desirable



BLACK

- COLOR:

- The color shall be glossy black

- PATTERN/MARKINGS:

- White markings at chest and toes are not desirable



BLUE

- COLOR:

- The color shall be pure steel-blue

- PATTERN/MARKINGS:

- White markings at chest and toes are not desirable



HARLEQUIN

•COLOR:

- Base color shall be pure white with black torn patches, Merle patches are normal

•PATTERN/MARKINGS:

- Black torn patches well distributed over body with whole or partial white neck

- Black pigment may be seen on the skin in white areas




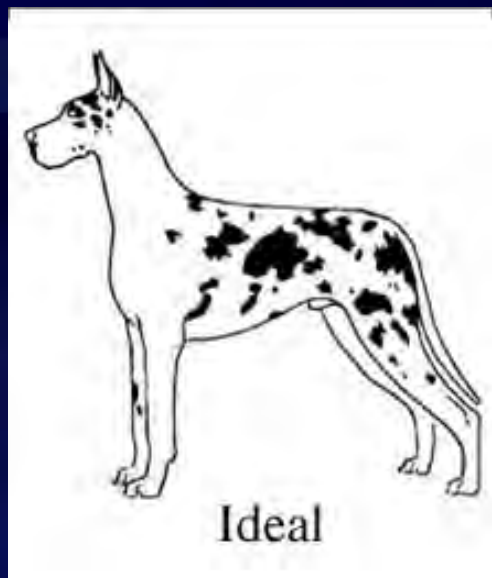
- No patch should be so large as it appears to be a blanket

- Eligible but less desirable, are black hairs showing through the white base coat which gives a salt and pepper or dirty appearance



HARLEQUIN

Figures 2 through 5 are in the acceptable range of variations as defined in the standard.



MANTLE

- COLOR:

- Black and white with a black blanket extending over the body

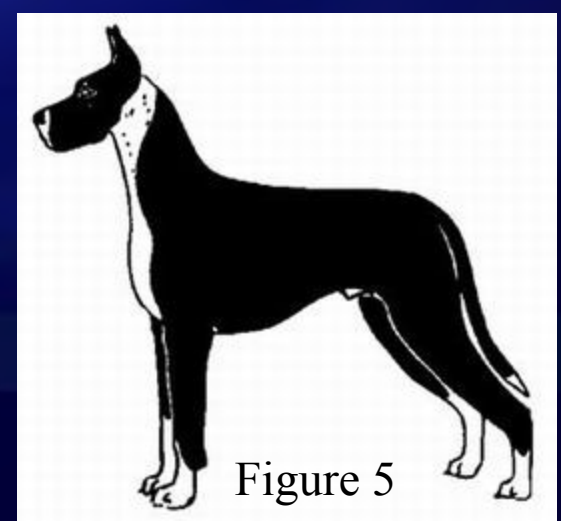
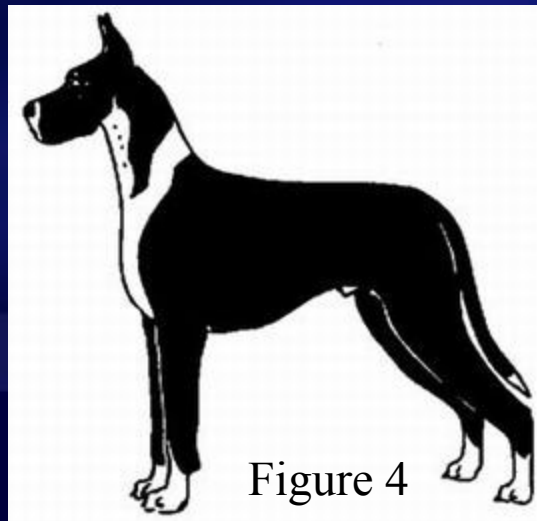
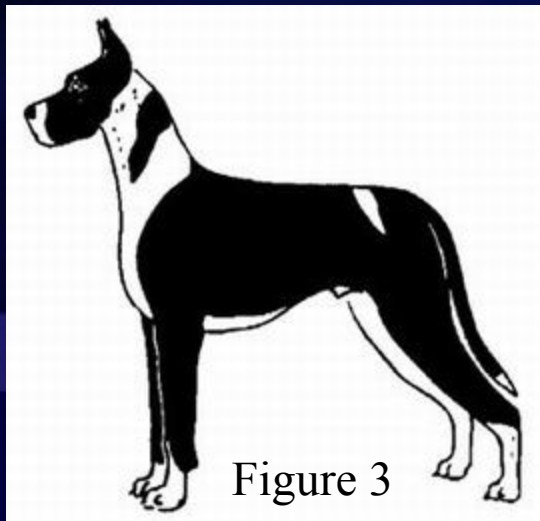
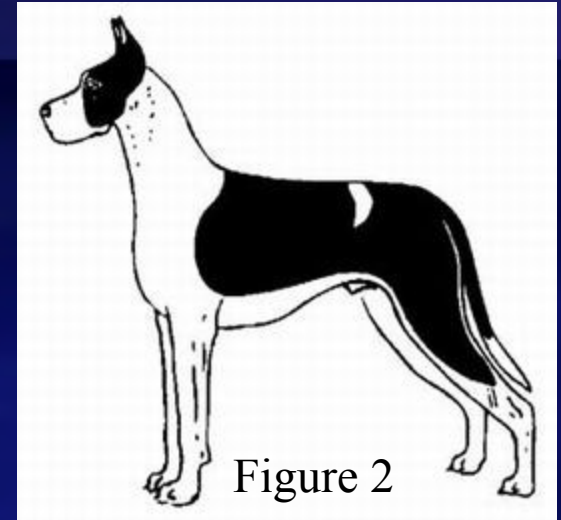
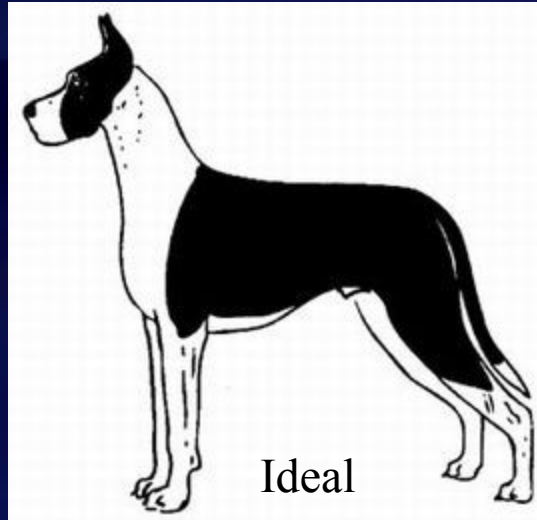
- PATTERN/MARKINGS:

- Black skull with white muzzle, white blaze optional
- Whole or partial white neck
- White chest.
- White on whole or part of forelegs and hind legs; a white tipped black tail
- A small white break in the blanket is acceptable. Black pigment may be seen on the skin in white areas



MANTLE

Figures 2 through 5 are in the acceptable range of variations as defined in the standard.



MERLE

- COLOR:

- The color shall be a pale gray to a dark gray base color with black torn patches within


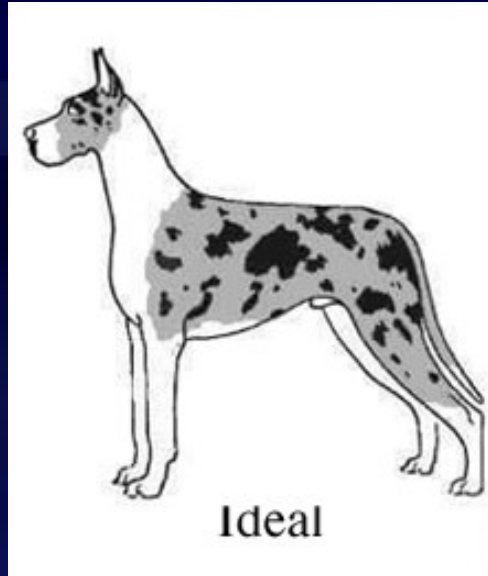
- PATTERN/MARKINGS:

- May be solid Merle (white on chest and toes is permissible)
- Or Merle with a Mantle pattern (solid merle blanket extending over the body; merle skull with a white muzzle; white blaze is optional; whole or partial white neck; a white chest; white on whole or part of the forelegs and hind legs; white tipped merle tail.)
- A small white break in the blanket is acceptable. (Black pigment may be seen on the skin in white areas)
- **DISQUALIFICATION;** Merlequin, a white dog with ONLY patches of merle.






MERLE

Figures 2 through 5 are in the acceptable range of variations as defined in the standard.



COLOR FAMILY



Harlequin

Mantle

Mantle Merle

Solid Merle

COLOR:

- Any COLOR other than the seven described shall be DISQUALIFIED.

PATTERN/MARKINGS:

- Any variance in PATTERN/MARKINGS as described in the AKC Standard shall be faulted to the extent of the deviation. *Faults of PATTERN/MARKINGS shall NOT carry as much weight as faults of conformation and breed type.*
- *This does NOT mean that SEVERE Deviations in Patterns and Markings are not to be penalized.*

SEVERE DEVIATIONS OF MARKINGS AND PATTERNS



MERLE DISQUALIFICATION

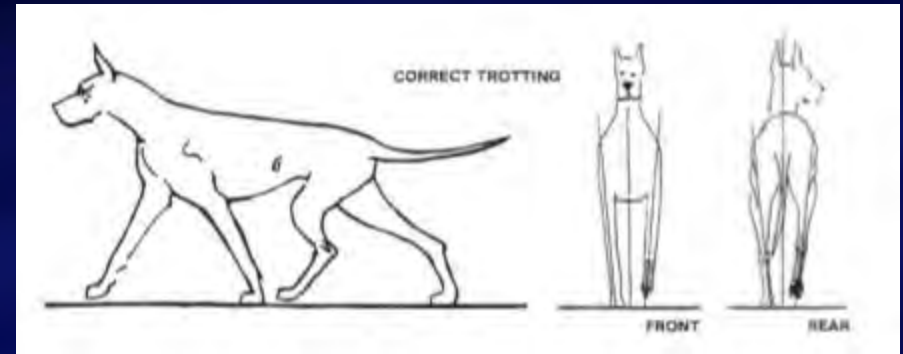
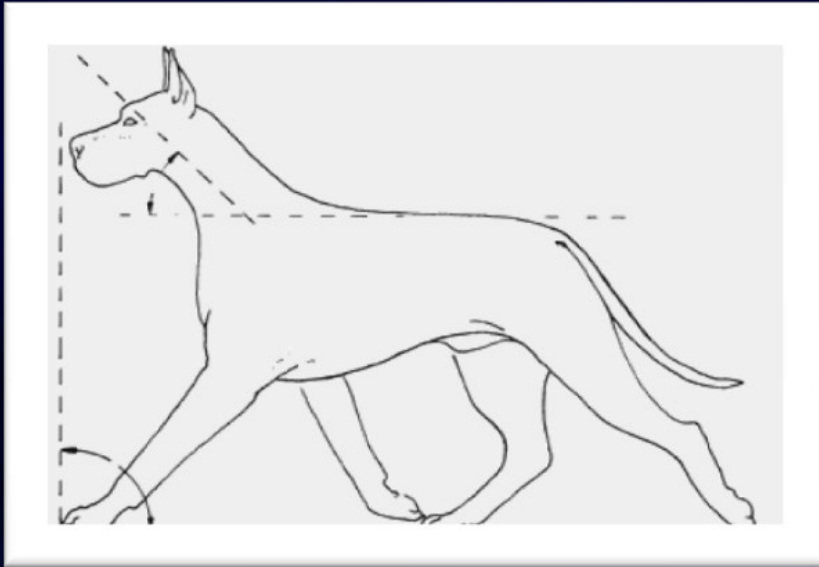


MERLEQUIN

OTHER DISQUALIFIABLE COLORS



GAIT



The gait denotes strength and power, with long easy strides, resulting in no tossing, rolling or bouncing of the top line or body. The back line shall appear level and parallel to the ground. The long reach shall strike the ground below the nose while the head is carried forward. The powerful rear drive should balance the reach. As speed increases, there is a natural tendency for the legs to converge toward the center line of balance beneath the body. There should be no twisting in or out at the elbow or hock.

TEMPERAMENT

Spirited, courageous, always friendly and dependable, never timid or aggressive. A Great Dane who exhibits any form of aggressiveness or excessive shyness should **NEVER** be considered for a placement and a judge should excuse such exhibits from the ring.



DISQUALIFICATIONS

- Danes under minimum height. Male – 30”, Female – 28”
- Split nose
- Docked tail
- Any COLOR other than the seven colors described
- Merlequin

The Great Dane Club of America website: GDCA.ORG

Judges Education Committee

Jason M. Hoke
jasonhoke@aol.com

Robert Edison
delorogd@comcast.net

Jane Treiber
janetreiber@yahoo.com

Dale Suzanne Tarbox
daleanddogs@gmail.com

This educational presentation must always be viewed in conjunction with the Official AKC Breed Standard.



CosmicCreations

