

*An Illustrated Discussion of the
Standard for the Lakeland Terrier*



Approved and Subsidized by the United States Lakeland Terrier Club

Committee:
Grace Brewin
Patricia Peters
Susan Werner
Phyllis Belden
Peter Green

Illustrations & Text:
Patricia Peters




I. GENERAL APPEARANCE


The Lakeland Terrier was bred to hunt vermin in the rugged shale mountains of the Lake District on northern England. He is a small workmanlike dog of square, sturdy build. His body is deep and relatively narrow which allows him to squeeze into rocky dens. He has sufficient length of leg under him to cover rough ground easily. His neck is long, leading smoothly into high withers and a short topline ending in a high tailset. His attitude is gay, friendly, and self-confident, but not overly aggressive. He is alert and ready to go. His movement is lithe and graceful, with a straightahead, free stride of good length. His head is rectangular, jaws are powerful, and ears are V-shaped. A dense, wiry coat is finished off with longer furnishings on muzzle and legs.

II. SIZE, PROPORTION, SUBSTANCE

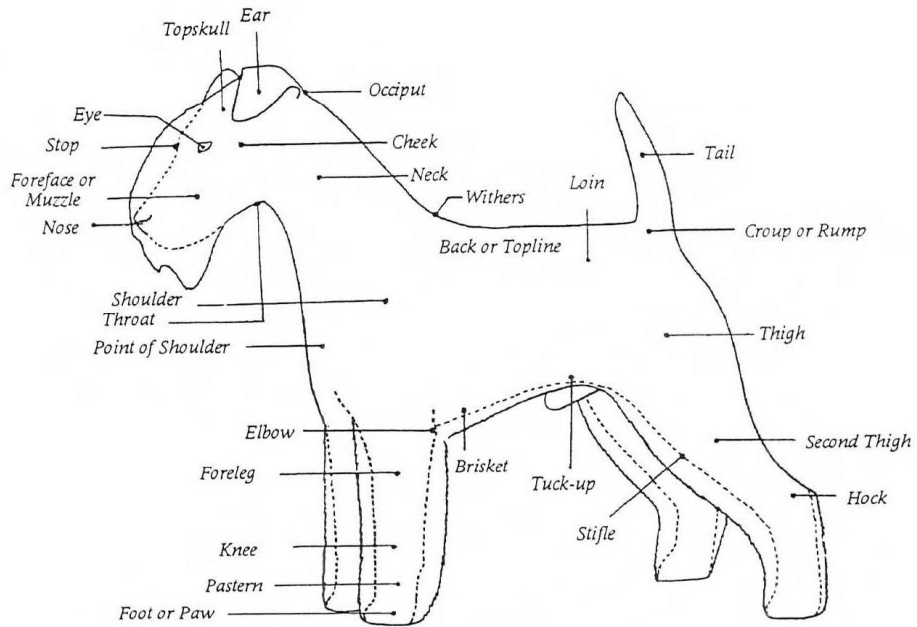
The ideal height of the mature dog is 14 ½ inches from the withers to the ground, with up to a ½ inch deviation either way permissible. Bitches may measure as much as one inch less than dogs. The weight of the well balanced, mature amle in hard show condition, averages approximately 17 pounds. Dogs of other heights will be proportionately more or less. The dog is squarely built and bitches may beslightly longer than dogs. Balance and proportion are of primary importance. Short-legged, heavy-bodied dogs or overly refined, racey specimens are atypical and should be penalized. The dog should have sufficient bone and substance so as to appear sturdy and workmanlike without suggestion of coarseness.



Dog of correct type, balance & proportion

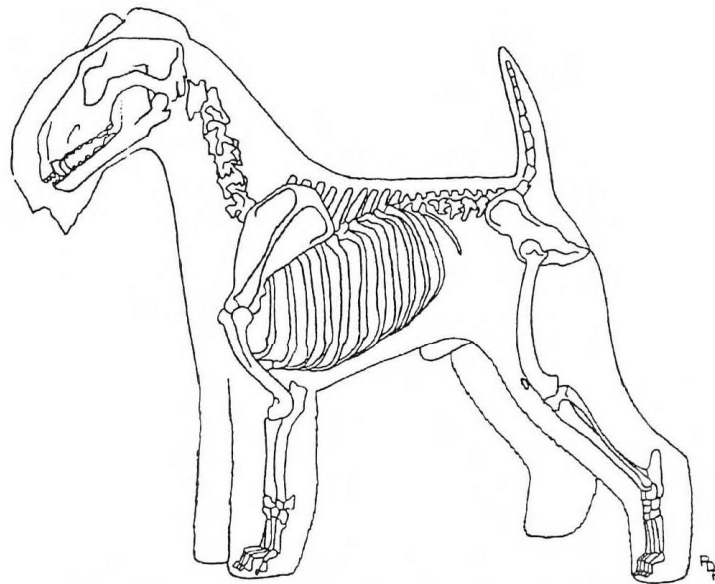


Bitch of correct type, balance & proportion




Points of External Anatomy

These are the basic terms used to describe various points of external anatomy in the standard




Dog of correct balance & proportion showing relationship of skeletal anatomy


Balance & Proportion




Correct Dog



Correct Bitch



(1) Specimen lacking strength & substance. Fancy but not workmanlike




(2) Specimen lacking elegance & flexibility. Bull-necked, short-headed, barrel-chested, low on leg

When dealing with proportion and substance, please be constantly reminded of the Lakeland's historical environment and function. Then their unique type can be preserved.


Compare dogs (1) and (2) to ideal. The Lakeland must be strong and workmanlike. Specimen (1) fails here. Give some latitude, however, to adolescent dogs who may look rangy and underdeveloped. The puppy or young adult who looks too "finished" and mature may end up like specimen (2) who lacks the leg to cover steep mountains and rough terrain and the flexibility to enter narrow, rocky dens.

Size is secondary to overall proportion and balance. Smaller dogs should not appear toyish or fragile, nor larger dogs appear bullish or gross.


Balance & Proportion




(1) Correct



(2) Long-backed



(3) Low on Leg



(4) Short-necked

All these dogs are correct structurally. The problem comes in balance and proportion. Dogs can be structurally sound and still lack correct balance and proportion for the breed.

III. HEAD

The EXPRESSION depends on the dog's mood of the moment; although typically alert, it may be intense and determined, or gay and even impish.

The EYES, moderately small and somewhat oval in outline are set squarely in the skull, fairly wide apart. In liver or liver and tan dogs the eyes are dark hazel to warm brown and eye rims are brown. In all other colors the eyes are warm brown to black and eye rims are dark.

The EARS are small, V-shaped, their fold just above the top of the skull, the inner edge close to the side of the head, and the flap pointed toward the outside corner of the eye.

The skull is flat on top and moderately broad, the cheeks flat and smooth as possible. The STOP is barely perceptible. The MUZZLE is strong with straight nose bridge and good fill-in beneath the eyes. The head is well-balanced, rectangular, the length of skull equaling the length of the muzzle when measured from occiput to stop, and from stop to nose tip. The proportions of the head are critical to correct type. An over long foreface or short, wedge-shaped head are atypical and should be penalized.

The NOSE is black. A "winter" nose with faded pigment is permitted, but not desired. Liver colored noses and lips are permissible on liver coated dogs only. A pink or distinctly spotted nose is very undesirable. The lips are dark.

Jaws are powerful. The TEETH, which are comparatively large, may meet in either a level, edge to edge or a slightly overlapping scissors bite. Specimens with teeth undershot are to be disqualified.


The character and type of a breed are often reflected, to a large degree, in the head and expression. The Lakeland head is moderate in length and breadth. It should be strong and workmanlike without coarseness. The expression should be bright and alert without meanness or fear. The ears should be close to the side of the head, not sitting on top of it. There should be no suggestion of the Fox Terrier's long, narrow head in the proper Lakeland. Conversely, limps and bumps, coarseness, or lack of appropriate length of the head or large, lazy, or fly-away ears destroy the Lakeland's neat rectangular head and alert expression.


*NOTE ó Pigmentation ó Unlike any other wire-coated terrier breed, Lakeland's can have liver or liver and tan coats (see section on color). Noses, eye rims, lips and pads will be brown. This pigment is correct for this color. It is genetically impossible for it to be otherwise.

The eyes reflect the character and mood of the Lakeland. They should be small and dark. The combination of the eye's relatively wide placement and the softness of hair that covers them from above tends to soften the Lakeland's expression a bit when compared to their other whiskered terrier cousins.



Correct head, ears and expression in profile and full face

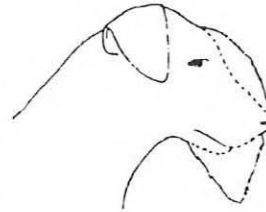





(1) Correct




(2) High Ears, too long in foreface



(3) Short foreface, cheeky hound ear, throaty



(4) Low earsel, domed topskull snipey, stop too pronounced



(5) Fly-away ears



Eyes



1) Correct



2) Large, round



(3) Too small, piggish squinting

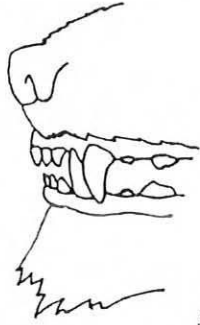


(4) Too light (lighter color allowed in liver dogs)

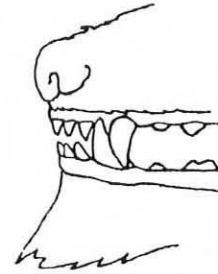
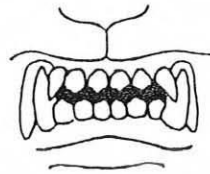


Bite & Dentition

Correct (Scissors or Level)

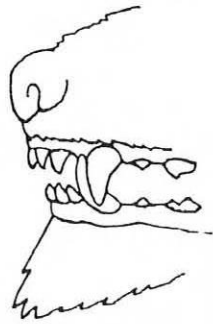


Scissors (acceptable)

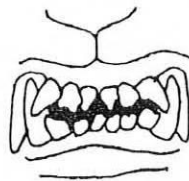


Level (acceptable)

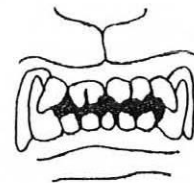
Not Desirable, but do not disqualify



Overshot (undesirable)

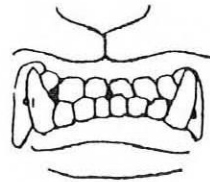
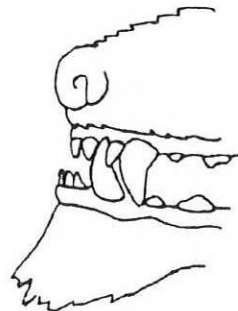


Crooked teeth



Fused incisor on top

Undershot (Disqualifies)

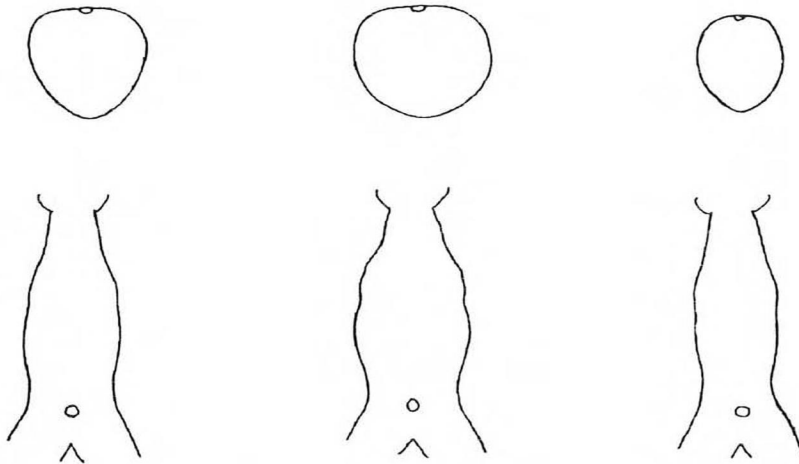


IV. NECK, TOPLINE AND BODY

The NECK is long; refined but strong; clean at the throat; slightly arched, and widening gradually and smoothly into the shoulders. The withers, that point at the back of the neck where neck and body meet, are noticeably higher than the level of the back.

The TOPLINE, measured from the withers to the tail, is short and level. The BODY is strong and supple. The moderately narrow oval CHEST is deep, extending to the elbows. The RIBS are well-sprung and moderately rounded off the vertebrae. The Lakeland Terrier is a breed of moderation. A barrel-chested, big bodied dog or one which is slab-sided and lacking substance is atypical and should be penalized. The LOINS are taut and short, although they may be slightly longer in bitches. There is moderate TUCK-UP. The TAIL is set high on the back. It is customarily docked so that when the dog is set up in show position, the tip of the tail is level with the occiput. In carriage, it is upright and a slight curve toward the head is desirable. Behind the tail is a well-defined, broad pelvic shelf. It is more developed in dogs than in bitches. The tail tightly curled over the back is a fault.

Body Viewed in Cross-section ♂ From Above




(1) Correct, ribs well-sprung and moderately rounded off the vertebrae then tapering to a comparatively narrow chest

(2) Barrel-chested with bulging shoulders


(3) Too narrow, lacking substance and depth of chest



(1) Correct




(2) Short neck, loaded shoulders




(3) Ewe-necked, pigeon-breasted, tailset and upright shoulders make the back look long



(4) Dip behind the withers, high in rear, thin neck

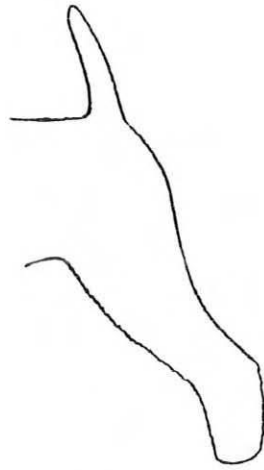


(5) Thin neck, upright shoulder, dip in the back, long bodied with roach over the loin, poor tailset, shallow brisket




(6) Upright shoulder, short neck


Tail Set




(1) Correct




(2) Exaggerated set on that is usually only seen on mature males



(3) Steep croup and low tail set



(4) Moderately gay tail that is acceptable but not desirable




(5) Severely gay tail that is a fault

VII. COAT

Two-ply or double, the outer COAT is hard and wiry in texture, the undercoat is close to the skin and soft and should never overpower the wiry outer coat. The Lakeland is hand stripped to show his outline, (clipping is inappropriate for the show ring). The appearance should be neat and workmanlike. The coat on the skull, ears, forechest, shoulders and behind the tail is trimmed short and smooth. The coat on the body is longer (about ½ - 1") and may be slightly wavy or straight. The furnishings on the legs and foreface are plentiful as opposed to profuse and should be tidy. They are crisp in texture. The legs should appear cylindrical. The face is traditionally trimmed with the hair left longer over the eyes to give the head a rectangular appearance from all angles with the eyes covered from above. From the front, the eyes are quite apparent giving the Lakeland his own unique mischievous expression.

VIII. COLOR

The Lakeland Terrier comes in a variety of colors, all of which are equally acceptable. Solid colors include blue, black, liver, red and wheaten. In saddle marked dogs, the saddle covers the back of the neck, back, sides and up the tail. A saddle may be blue, black, liver, or varying shades of grizzle. The remainder of the dog (head, throat, shoulders and legs) is a wheaten or golden tan. Grizzle is a blend of red or wheaten intermixed in varying proportions with black, blue or liver.



(1) furnishings PLENTIFUL

(2) furnishings PROFUSE

The two drawings are the same dog. Dog (1) looks neat and tidy and workmanlike. Dog (2) is overburdened with hair on his face, legs and brisket. As a result he loses his grace and elegance. He appears low to the ground, big bodied and dumpy ó *not* a Lakeland.

Solid Colors

Wheaten ó is lighter and more golden or apricot. It is the color of ripe wheat.


Red ó is darker and brighter. It is sienna in tone and is darkest on the top of the head, ears, down the back and over the hips. These colors are shaded and furnishings, in their natural state, are usually somewhat lighter.

Liver ó is a rich chocolate brown and is shaded much as a red with furnishings a lighter cocoa color.

Black ó is ideally blue black and even in shading, although gray undercoat is not uncommon. It should be as dark as possible. White hairs sprinkled through the black coat of immature dogs are seen occasionally.

Blue ó pups are black or sooty at birth and clear as they mature much in the manner of a Kerry Blue. This, like red and liver, is a shaded color and should be shiny steel blue and not dingy black. It may have a rusty cast to it for a while during the clearing process.

Solid Colors



Saddle Markings

Black & Tan ó This dog has a full saddle extending from the back of the neck, over the body and down the sides, and up the tail. There is no grizzling or shading.

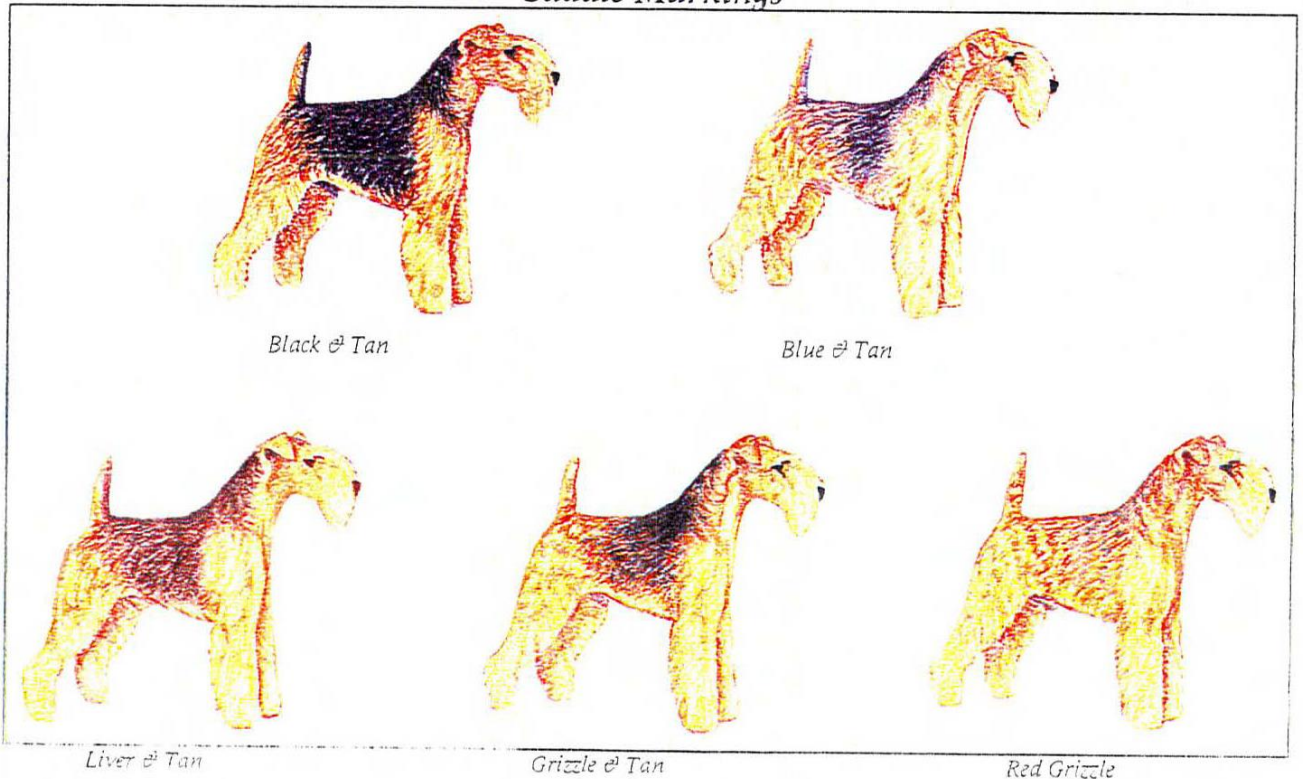
Blue & Tan ó This dog has quite a bit of grizzling up the back. What remains of his saddle is blue. The same rules of color apply here as in his solid colored counterpart. The tan on this dogs is almost always wheaten as opposed to red.

Liver & Tan ó This dog has a rich brown saddle that blends into the same wheaten or golden tan as his other saddle marked kin. Refer to the section on eye color and skin pigment which is unique to this color.

Grizzle & Tan ó This dog shows the normal grizzling pattern as red/wheaten hair blends into the base saddle color working its way up the sides and up from the tail.

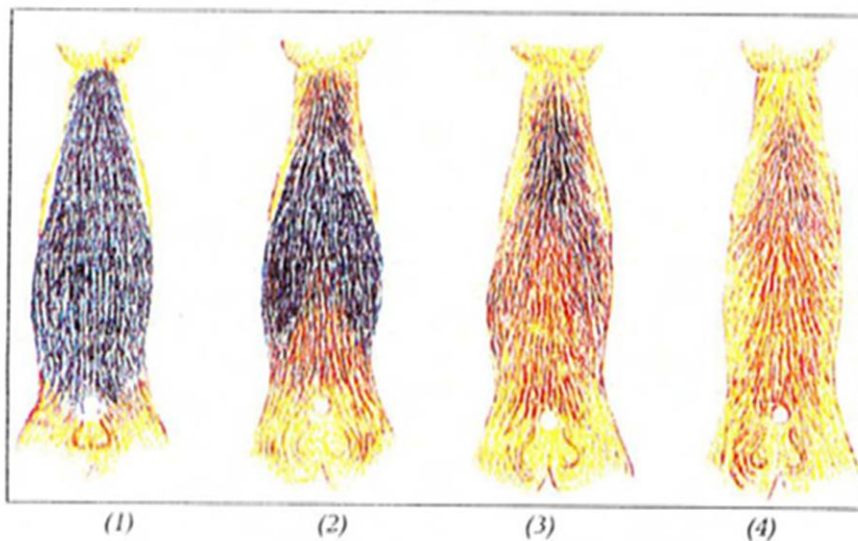
Red Grizzle ó This color is defined when the red hair becomes dominate over the base color of the saddle. These dogs can appear virtually solid red/wheaten by middle age. There is a telltale trace of grizzle over the shoulders in almost all of them, however.

Saddle Markings



Grizzling Patterns Viewed From Above

Grizzling is a mixture of red or wheaten hair with the base color of the dog's saddle (black, blue or liver). In many dogs it is an ongoing process throughout the dog's lifetime, going from a dominance of the base color to red grizzle. In some dogs the base color almost disappears except for a little shading over the shoulders.




- (1) Solid saddle with no grizzling.
- (2) Grizzling tends to follow a pattern working forward from the base color of the tail, up along the rib cage and up the sides of the neck and back from the ears.
- (3) An even mixture of red hair with the base color of the saddle.
- (4) In the red grizzle dog only a shadow of the original base color remains over the shoulders.

V. FOREQUARTERS

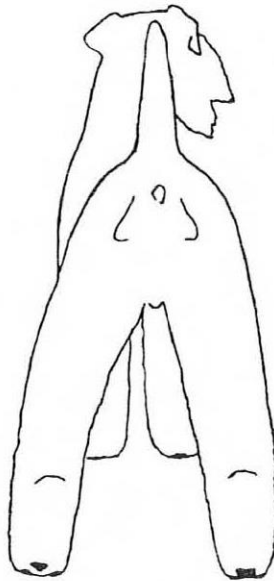
The SHOULDERS are well angulated. An imaginary line drawn from the top of the shoulder blade should pass through the elbow. The shoulder blade is long in proportion to the upper arm which allows for a reasonable angulation while maintaining the more upright "terrier front." The musculature of the shoulders is flat and smooth. The ELBOWS are held close to the body standing or moving. The FORELEGS are strong, clean and straight when viewed from the front or side. There is no appreciable bend at the pasterns. The FEET are round, and point forward, the toes compact and strong. The pads are thick and black or dark gray except in liver colored dogs where they are brown. The nails are strong and may be dark or self-colored. Dew claws are removed.

VI. HINDQUARTERS

The THIGHS are powerful and well muscled. The HINDLEGS are well angulated, but not so much as to affect the balance between front and rear which allows for smooth efficient movement. The STIFLES turn neither in nor out. The distance from the HOCK to the ground is relatively short and the line from the hock to toes is straight when viewed from the side. From the rear the hocks are parallel to each other, FEET same as front. Dewclaws, if any, are removed.

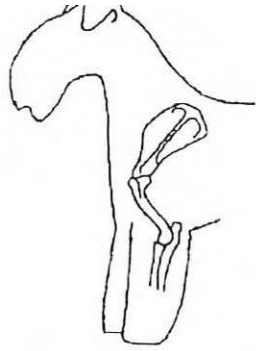


Correct Front

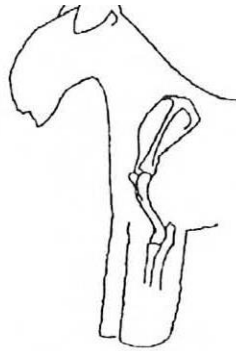


Correct Rear

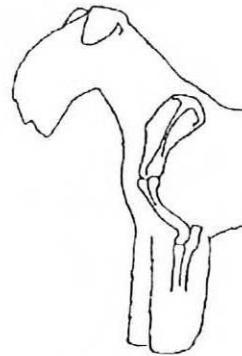
Shoulder and Front Assembly



Correct — proper angulation allows front legs to be placed well under the dog

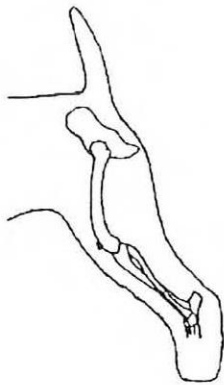


Shoulder & upper arm lack angulation which inhibits proper movement

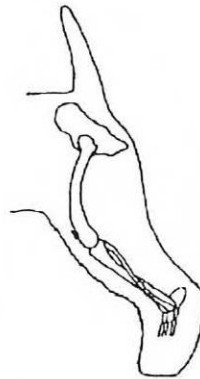


Scapula is upright and humerus is over-angulated, the head and neck are thrust forward & the dog is pigeon-breasted

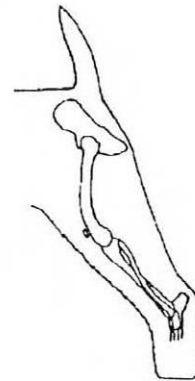
Hindquarters and Rear Assembly



Correct — moderate angulation



Over-angulated and sickle hocked produces weak, wobbly rear movement




Lack of angulation produces a shortened stride and stilted movement

Front View Faults




(1) Correct Front



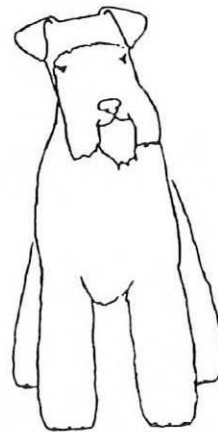
*(2) Out at the elbows,
toes in*



*(3) Lacking substance
Narrow & pinched*

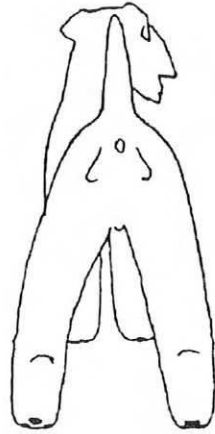


*(4) A-frame, bound in at the
elbows & toeing out*

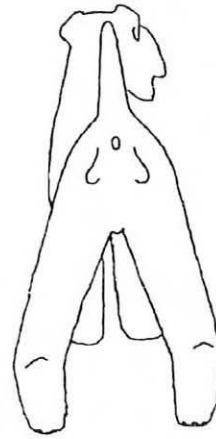


*(5) Too wide
with loaded shoulders*

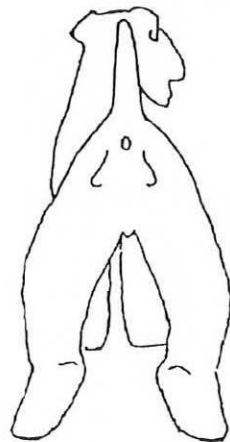
Rear View – Faults



(1) Correct rear



(2) Open hocks




(3) Cow-hocks

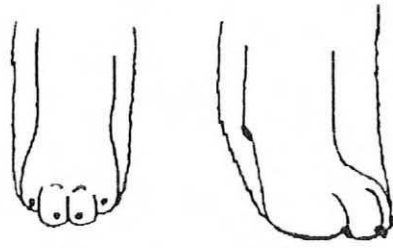


*(4) Narrow & pinched
lacking substance*

Feet



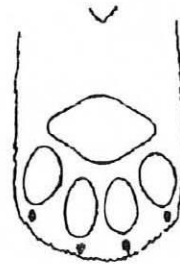
Correct hind foot



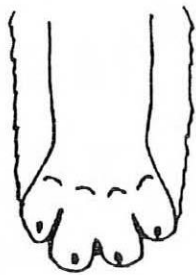
*Correct front feet
with strong, straight pasterns*



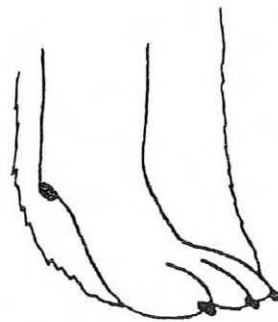
Correct compact foot with thick pads



Pads on a splayed foot



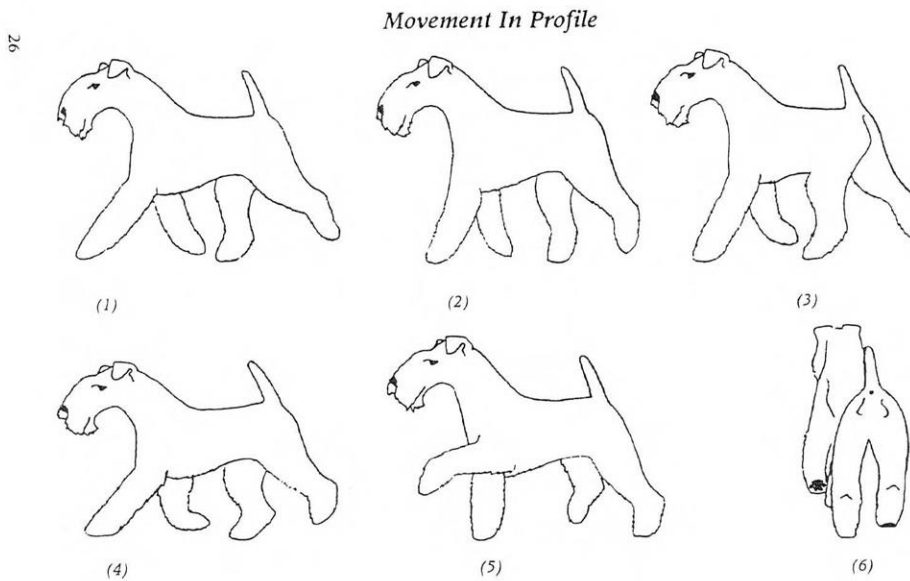
Flat splayed foot



Weak pasterns with flat, thin foot

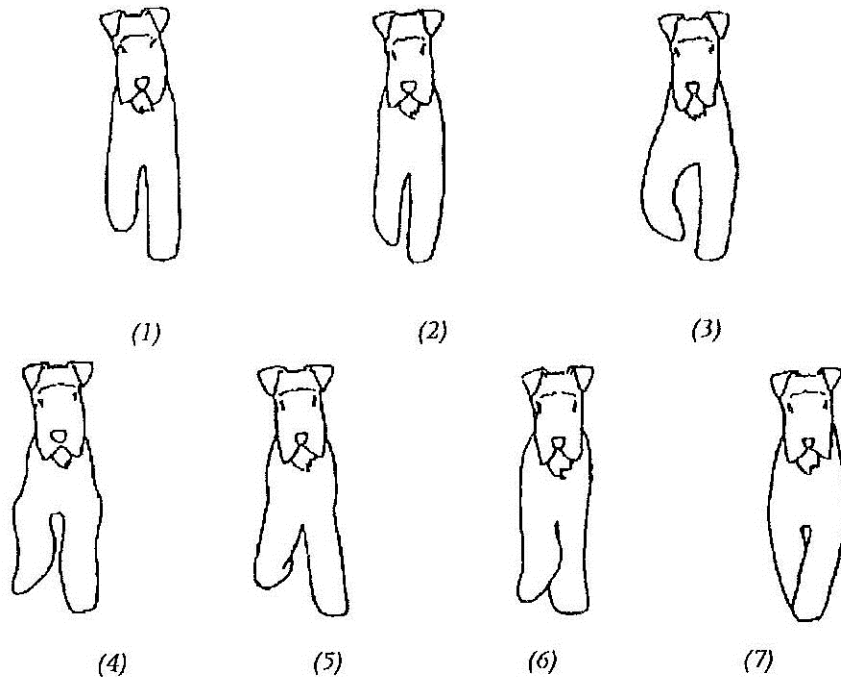
IX. GAIT

Movement is straight and free, with good reach in front and drive behind. It should be smooth, efficient and ground-covering. Coming and going the legs should be straight with feet turning neither in nor out; elbows close to the sides in front and hocks straight behind. As the dog moves faster he will tend to converge toward his center of gravity. This should not be confused with close movement.



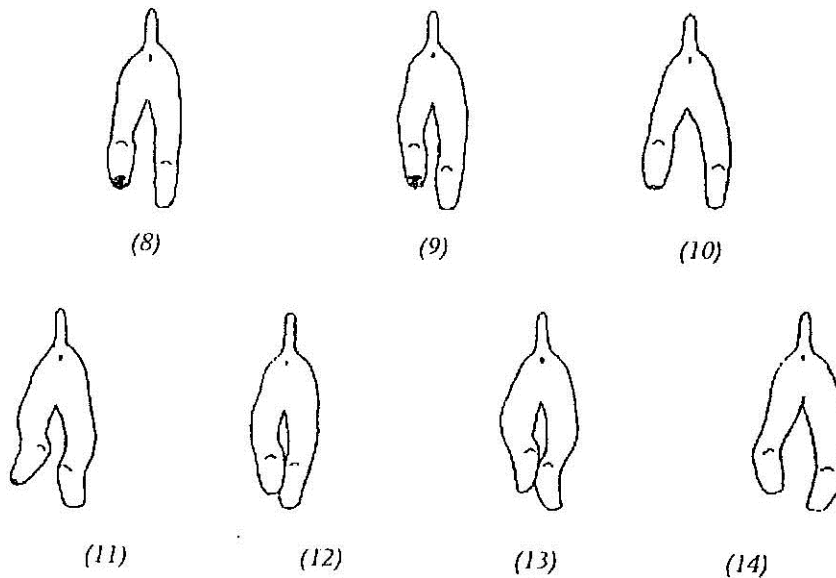
- (1) CORRECT side gait with good reach and drive without interference. The topline remains level and the forward motion is smooth and efficient.
- (2) Short, mincing stride caused by lack of angulation fore and aft.
- (3) Pacing. It is a lateral rather than a diagonal gait and can be the result of poor proportions (a back that is too short) or fatigue. Adolescent dogs that haven't grown into their legs may go through a growth stage where pacing is seen.
- (4) Sickle hocked behind caused stilted movement with little or no extension, combined with a straight front that puts weight on the back of the foot. The end result is a jolting inefficient gait that is very tiring. The dog is bobbing up and down instead of moving forward.
- (5) Hackney action is caused by more angulation and drive behind than in front (a common fault). The exaggerated action in front prevents interference with the oncoming back feet. Again the action is bouncy and inefficient. The topline is an excellent gauge of proper side gait. It should remain level and steady.
- (6) Crabbing or sidewinding is commonly seen in dogs with too much angulation at one end and not enough at the other. The dog can avoid interference when the forelegs move on a different plane than the rear legs. A dog that is not properly leash trained may appear to be crabbing when he is in fact simply pulling into a leash. Movement on a loose lead allows proper evaluation of movement.

Front Movement



- (1) CORRECT movement on parallel planes, toeing neither in nor out. The elbows are held close to the body.
- (2) CORRECT movement as the dog picks up speed. There is a tendency to converge toward a median line of travel (not to be confused with single tracking. See (7)).
- (3) Too wide, out at the elbows and toeing in.
- (4) Out at the elbows causing a loose wobbly gait as the leg rotates instead of moving smoothly forward.
- (5) Tie in at the elbows causing a paddling because the forelegs are forced to swing forward on a stiff outward arc.
- (6) A narrow pinched front with the feet flipping out.
- (7) Single tracking or, in its more severe form, crossing over.

Rear Movement



- (8) CORRECT movement, parallel tracking with the hocks straight when viewed from the rear.
- (9) CORRECT movement as the dog picks up speed. There is a tendency to converge toward a median line of travel.
- (10) Too wide and exaggerated, tends to cause a rolling gait, seldom do these dogs have proper extension when viewed from the side.
- (11) Cow-hocked with the stifles tending to turn out, causing weak rear movement with little propulsion.
- (12) Moving close, brushing or crossing, usually caused by a narrow pelvis and/or lack of angulation.
- (13) Even worse than (12) because not only is the dog moving close, but the hocks are rotating as the dog moves and the stifles turn out causing very weak wobbly movement.
- (14) Open hocked with the hocks turning out with each stride causing a rocking motion that is very tiring.

X. TEMPERAMENT

The typical Lakeland Terrier is bold, gay and friendly, with a confident cock-of-the-walk attitude. Shyness, especially shy-sharpness, in the mature specimen is to be heavily penalized. Conversely, the overly aggressive, argumentative dog is not typical and should be strongly discouraged.



Temperament

To understand correct Lakeland temperament, it is necessary to go back to the breed's working roots. It is important to understand the work that they do and the type of terrier required to do it.

IN D. Brian Plummer's book, *The Fell Terrier*, he describes temperament in the following way: "It goes without saying that fell terriers must have courage (and a good deal of guts at that), but the courage must be tempered with discretion. A terrier with a 'go in and fight to the death' temperament does not find favour (sic) in the Lakes. The old fell strains were game, but knew how to handle their foxes without taking too much damage to themselves."

It would seem that a dog with this sort of character would not only make a fine vermin hunter, but an ideal companion and family pet as well. Few Lakelands in this day and age exercise their heritage in the hunting field. This doesn't mean that we shouldn't preserve and encourage the kind of temperament that would find favor with the huntsmen of the Lake District. From a survey of breeders and exhibitors, virtually all said they frown upon aggressive or argumentative dogs in the show ring or in their homes and/or kennels for that matter. Certainly the dogs should be alert. Their attitude should reflect interest and curiosity. I've watched Lakelands in the ring turn their backs on growling, bristling competitors. This is not an indication of cowardice, but rather a show of common sense and should be commended, not penalized.

It is, therefore, important that those sympathetic to true Lakeland character and charm let judges know that overt displays of aggression are inappropriate and to be penalized. Dogs can be brought out to have a look at each other. They should show no fear of their competitors, certainly, but neither should they try to bite off the next guy's head for violating personal space. Males, and occasionally bitches, may bristle a bit, but they should always be under control and responsive to their handler. A dog should not be penalized for disdaining the company of other dogs in the ring, as long as their response is not shy or fearful.

Reprinted from Lakeland Terrier column of *Purebred Dogs/American Kennel Gazette*, July 1991.

Notes

Credits

Color Photography: Lou Draper, Trenton, NJ

Photop. : Karen Tweedy-Holmes

Typography & pre-press production: S.D. Bower, Mercerville, NJ

Printed in US by Photo-Offset Printing Co., Mercerville, NJ & Chapel Co., Inc, Moorestown, NJ