

An orange vertical bar is located on the left side of the image, extending from the top to the bottom.

American Manchester Terrier Club Breed Seminar

History and Background

- Oldest of the identifiable Terrier Breeds
- 1570: *Dr. Caius Encyclopedia of Dogs* mentioned Black & Tan Terrier as rougher in coat & shorter on leg
- Early 1800s: *The Dog in Health and Disease*, by J.A.Walsh, Devoted a full chapter to the Black and Tan terrier, giving them recognition as an established breed.



The Terrier, from an engraving by Sydenham Edwards, circa 1800, and appearing in his *Cynographia Britannica*.

Mr. Walsh's description might serve well today:

- Smooth coated
- Nose-long, tapering
- Skull-narrow and flat
- Eyes-small and bright
- Chest-rather deep than wide
- Color-ONLY black and tan

English History

Europe in the Early 1800's:

- Cities had poor sanitation
- Rats became a health menace
- Rat killing became a popular sport

JOHN HULME- enthusiastic devotee of both the sports of rat killing and rabbit coursing bred a Whippet to a cross-bred terrier to develop, for both sports, one breed of dog.



Perhaps the Whippet influence explains the unusual topline of the Manchester Terrier still required today. This cross proved so successful that it was repeated, resulting in the establishment of a definite type. Thus, the development of the Manchester Terrier came about as a direct result of the popularity of rat killing.

1827- The celebrated "Billy", a dog with decided Manchester features, was said to have killed 100 rats in 12 minutes, in a rat pit.

By 1860- the Manchester district became the breed center for these "rat terriers" and the name Manchester Terrier surfaced.

English History

The Breed developed a fighting spirit that made them equally handy in the Rat pit or a hedge row: They could tackle an opponent twice their size, with silent determination!

They were often called the “Gentleman’s Terriers” because of their dauntless spirit.

Ears were cropped to reduce the risk of having them torn in frequent scraps. This also enhanced the sharp appearance of the expression.

When rat killing became illegal in England, rat pits were supplanted by the dining halls of public inns, which were all infested with rats. Many Inns kept their own kennel. When the tap rooms closed, who do you think took command? The black & tan rat killing machines proved worth 100 fold to the Inn keeper



Smaller specimens gained appeal, leading to a concentrated effort to reduce size further, at any cost. They developed apple dome heads and size diminished to 2 ½ lbs. They became frail and sickly.

Two distinct breeds developed with completely different types. The smaller specimens became the English Toy (Black & Tan) Terrier while the larger ones remained as the Manchester Terrier. These two breeds remain separate in England today .

American History

1886 Just two years after the A.K.C. was organized, the first Black & Tan Terrier was registered in the stud book

1887 The first Manchester Terrier was registered

1923 The Manchester Terrier Club of America was recognized (Standard Variety)

1934 Black & Tan Toy Terrier changed to Toy Manchester Terrier

1938 The American Toy Manchester Terrier Club was organized

1952 The MTCA was without organized breed representation

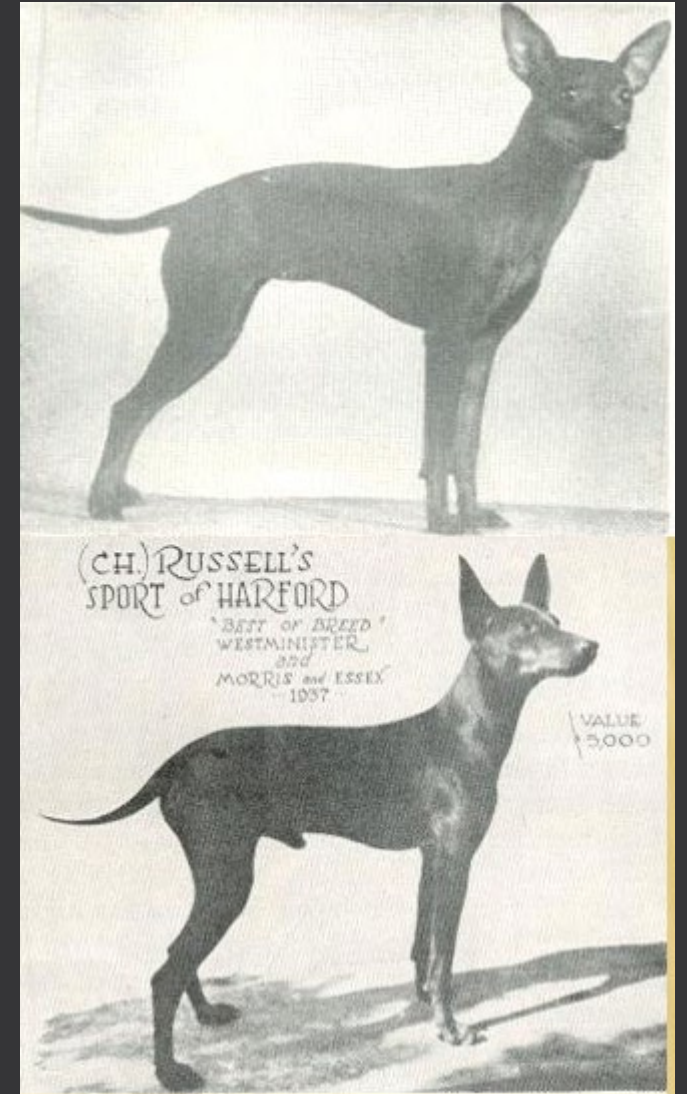
1958 To the credit of the ATMTC, the two breeds were combined as one with two varieties (Standard & Toy) with the formation of the American Manchester Terrier Club (AMTC)

Toys 1936 - 1945



Note the difference from
today's Toys:

- Lack of substance
- Ears
- Eyes
- Skulls
- Muzzles



Toys 1945 - 1955



CHAMPION GRENADIER JEWEL
Winner of the Janet Mack Challenge Trophy, 1948.



CHAMPION DEMPSEY'S TEXAS LANNY
Winner of the Janet Mack Challenge Trophy, 1945.



Photo from "Pet Manchester" by Janet Mack

Toys 1960 - 1970



Note the improvement

- Substance
- Head
- Eye
- Muzzle
- Ears

General Appearance

- A small black short coated dog with distinctive rich mahogany markings and a taper style tail.
- In structure, the Manchester presents a sleek, sturdy yet elegant look and has a wedge shaped long and clean head with a keen, bright, alert expression.



- The smooth, compact, muscular body expresses great power and agility enabling the Manchester to kill vermin and course small game.
- Except for size and ear options, there are no differences between the Standard and Toy varieties of the Manchester Terrier. The Toy variety is a diminutive version of the Standard variety.

General Appearance



Size, Proportion, Substance

The Toy variety shall not exceed 12 pounds. The Standard variety shall be over 12 pounds and not exceeding 22 pounds.

The Manchester Terrier, overall, is slightly longer than tall. The height, measured vertically from the ground to the highest point of the withers, is slightly less than the length, measured horizontally from the point of the shoulders to the rear projection of the upper thigh.

The bone and muscle of the Manchester Terrier is of sufficient mass to ensure agility and endurance.

The toy variety over 12 pounds shall be excused. Disqualification: Standard Variety - Weight over 22 pounds.





Head

- The Manchester Terrier has a keen and alert **expression**. The nearly black, almond shaped **eyes** are small, bright and sparkling. They are set moderately close together slanting upwards on the outside. The eyes neither protrude nor sink in the skull. Eye lid and rim pigmentation is black.
- Correct **ears** for the *Standard variety* are the naturally erect ear, the cropped ear or the button ear. **No preference is given to any of the ear types.**
- The naturally erect ear and button ear are wider at the base tapering to pointed tips and carried well up on the skull. Cropped ears are long, pointed and carried erect. The only correct **ear** for the *Toy variety* is the naturally erect ear. They are wider at the base tapering to pointed tips and carried well up on the skull.
- The **head** is long, narrow, tight skinned and almost flat with a slight indentation up the forehead. It resembles a blunted wedge in frontal and profile views. The **muzzle** and **skull** are equal in length. There is a visual effect of a slight **stop** as viewed in profile. The muzzle is well filled under the eyes with no visible cheek muscles. The underjaw is full and well defined and the **nose** is black. Tight black **lips** lie close to the jaw. The **bite** is a true scissors bite. Level bite is acceptable. The jaws are powerful with full and proper dentition. The **teeth** are white and strongly developed.
- **Wide, flaring, blunt tipped or “bell” ears are a serious fault for both varieties.**
- **Disqualification: Toy Variety – Cropped or button ears.**

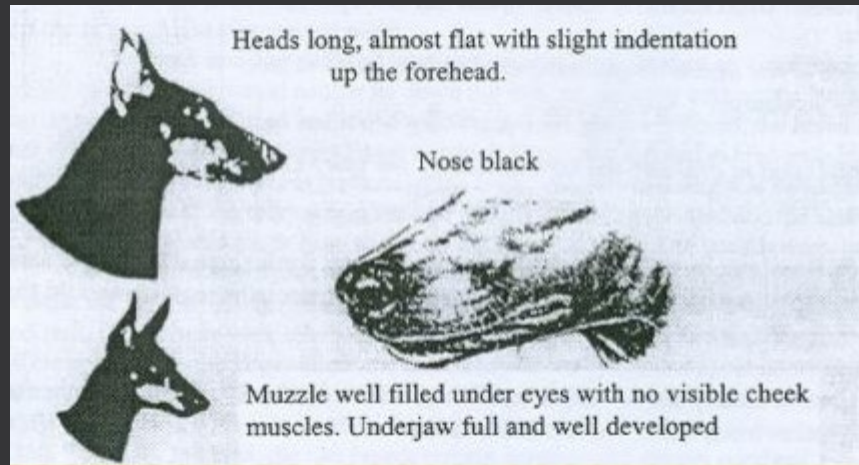


Good
examples
of correct
heads

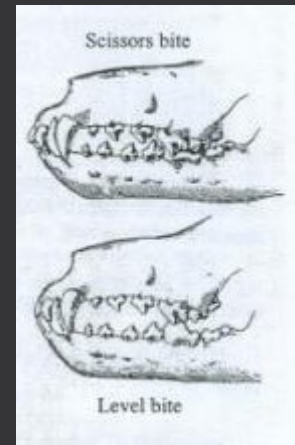


Review: Head (Skull and Eyes)

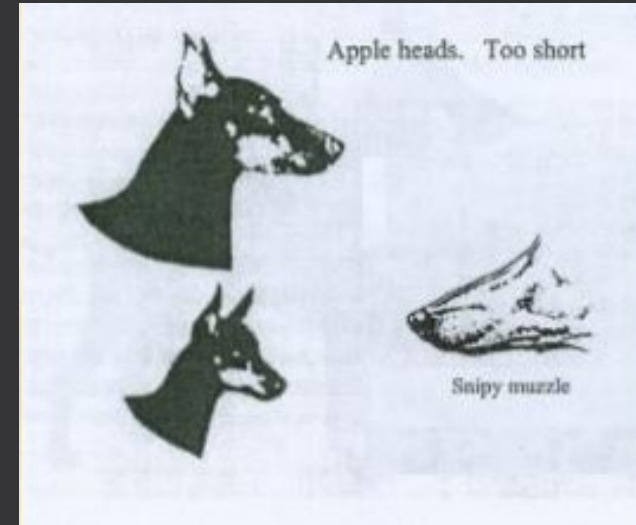
Skull & Muzzle equal in length



Resembles blunted wedge in frontal & profile view



Scissor bite preferred
Level bite acceptable



Skull & Muzzle Faults

Skull too round, muzzle too short or thick and Lack of Underjaw



Eyes- Nearly black, almond shaped
Small, bright, sparkling
Set close together
Slanting upwards on outside
Neither protrude nor sink in skull
Rim pigmentation black



Eye Faults

Rather wide apart
Too large, too round
Too light in color

Notice the
difference in
head types in
this neat
picture





Review-Head (Ears)

(Standard variety) Naturally erect ear, cropped ear, or the button ear. No preference is given to any of the ear types. The naturally erect ear, and the button ear should be wider at the base tapering to pointed tips, and carried well up on the skull. Cropped ears should be long, pointed and carried erect. (Toy variety) ONLY the naturally erect ear. They should be wider at the base tapering to pointed tips, and carried well up on the skull.



Ear faults: (Standard variety) Wide, flaring, blunt tipped, or "bell" ears set too low or too wide apart.

(Toy variety) All of the above plus **cropped, or cut ears disqualify**



Cropped too short



Incorrect hang of button ear



Incorrect "bell", blunt ear



Neck, Topline, Body

- The slightly arched **neck** is slim, graceful and of moderate length. It gradually becomes larger as it approaches and blends smoothly with the sloping shoulders.
- The **topline** shows a slight subtle arch over the robust loins falling slightly to the tail set. While standing or in motion, a flat or roached back is a serious fault for both varieties. The **chest** is narrow between the legs and deep in the brisket.
- The forechest is moderately defined. The **ribs** are well sprung, flattened in the lower end to permit clearance of the forelegs.
- The **underline** is tucked up extending in an arched line from the deep brisket.
- The taper style **tail** is moderately short reaching no further than the hock joint. It is set on at the end of the croup being thicker where it joins the body. The tail tapers to a point carried no higher than the back.
- ***While standing or in motion, a flat or roached back is a serious fault for both varieties.***



Slight Subtle Arch



Why judged moving?



Why judged moving?



Review: Neck, Body, Topline

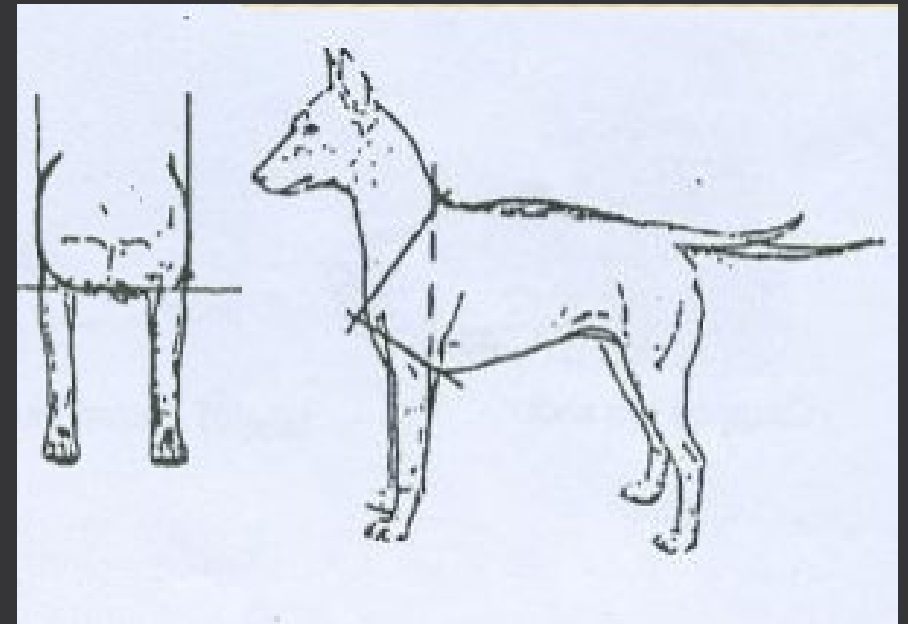
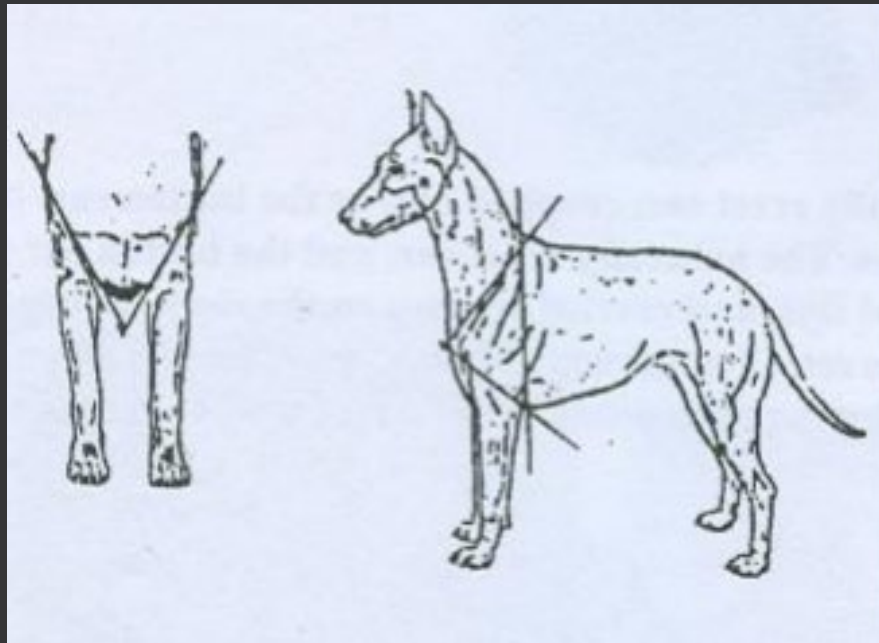
Neck, Topline, Body Faults: Shoulders that are too wide, thick or bulging, not properly sloping, and therefore not blending smoothly with the neck. Short, thick necks with tendencies to throatiness.

A flat back or roached back is to be severely penalized.

Excessive width of chest between the legs, shallow in brisket

Lack of rib spring or barrel shaped chests

Tail too long or too high



Forequarters

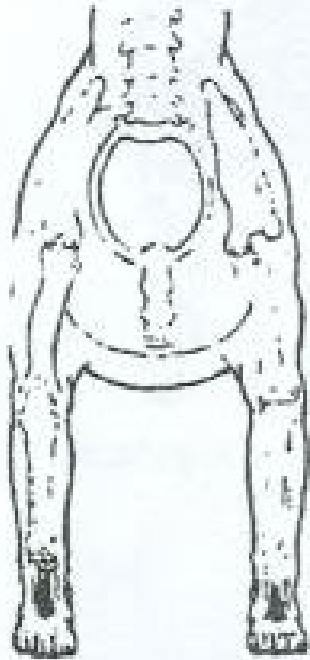
- The **shoulder blades** and the upper arm are relatively the same length. The distance from the **elbow** to the withers is approximately the same as the distance from the elbow to the ground. The elbows lie close to the brisket.
- The **shoulders** are well laid back. The **forelegs** are straight of proportionate length and placed well under the brisket.
- The **pasterns** are almost perpendicular.
- **Dew claws** may be removed.
- The front **feet** are compact and well arched. The two middle **toes** are slightly longer than the others. The **pads** are thick and **toenails** are jet black.



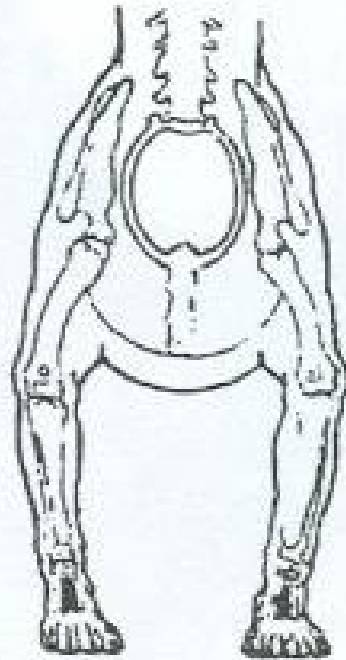
Forequarters



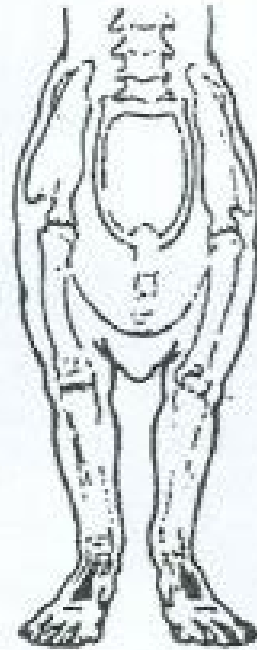
Forequarter Faults: Crooked forelegs, out at elbows, excessive length of leg. Loose toed, splay feet which turn out. Weak pasterns



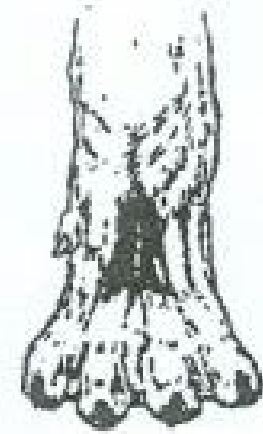
Wide front



Out at elbows front



East-West front



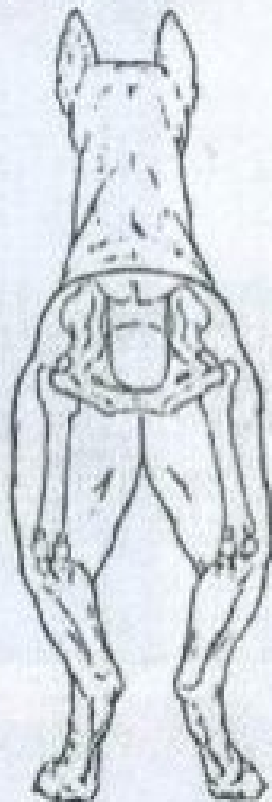
Splayed feet

Hindquarters

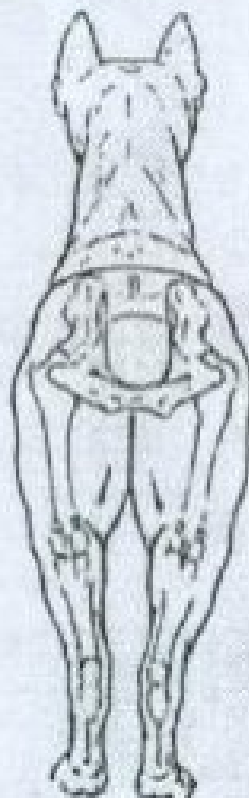
- The **thigh** is muscular with the length of the upper and lower thighs being approximately equal.
- The **stifle** is well turned.
- The hindquarters are in balance with the well laid back shoulders.
- The **hocks** are well let down. Dew claws may be removed.
- The hind **feet** are shaped like those of a cat with thick **pads** and jet-black **nails**.




Hindquarters faults: Hind legs which turn in or out, cow hocks, excessive length of leg



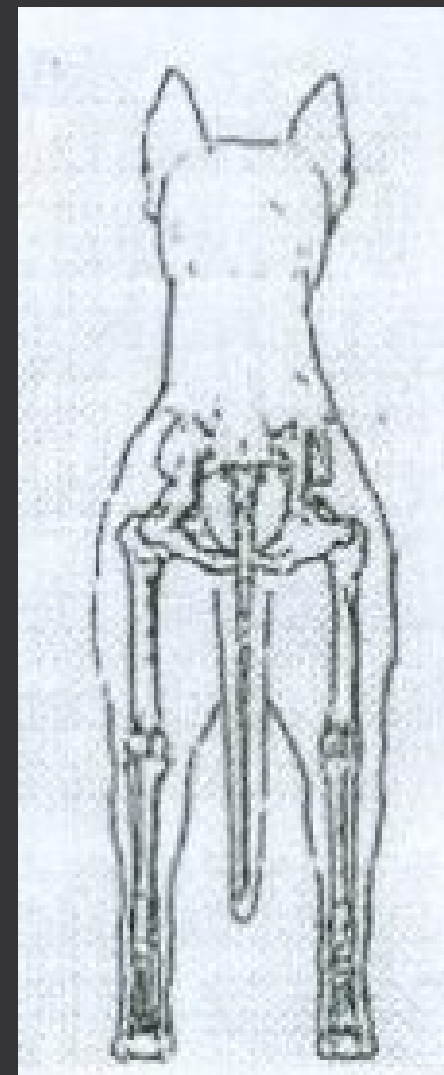
Cow hocks



Too narrow



Over angulated



Coat



- The coat is smooth, short, dense, tight and glossy.
- The coat is jet black with rich mahogany tan which does not blend into each other, but abruptly form clear, well-defined lines of color.
- Faults & DQ: White on any part of the coat is a **serious fault**, and a **disqualification** whenever the white forms a patch or stripe measuring as much as one half inch at its longest dimension. Any color other than black and tan shall be disqualified.
- **Soundness and type supercede color and markings.**

Color and Markings

- There is a very small tan spot over each eye and a very small tan spot on each cheek. On the head, the muzzle is tanned to the nose.
- The nose and nasal bone are jet black.
- The tan extends under the throat ending in the shape of the letter V.
- The inside of the ears are partly tan.
- There are tan spots, called “rosettes” on each side of the chest above the front legs. These are more pronounced in puppies than in adults.
- There is a black “thumb mark” patch on the front of each foreleg at the pastern. The remainder of the foreleg is tan to the carpus joint.
- There is a distinct black “pencil mark” line running lengthwise on the top of each toe on all four feet.
- Tan on the hind leg should continue from the penciling on the toes up the inside of the legs to a little below the stifle joint.
- The outside of the hind legs is black.
- There is tan under the tail and on the vent but only of such size as to be covered by the tail.

Color and Markings



Thumbprints



Color Faults



Breeching on the (outer) rear leg




Smuttiness in the muzzle

Gait

- The gait is free and effortless with good reach of the forequarters.
- Rear quarters have strong, driving power to match the front reach.
- Hocks fully extend. Each rear leg moves in line with the foreleg of the same side, neither thrown in nor out.
- When moving at a trot, the legs converge toward the center of gravity of the dog.



Gait



Temperament

- The Manchester Terrier is neither aggressive nor shy. He is keenly observant, devoted yet discerning.
- Not being a sparring breed, the Manchester Terrier is generally friendly with other dogs.
- ***Excessive shyness or aggressiveness is considered a serious fault.***



Faults & Disqualifications


Faults:

- Toy Variety: over 12 pounds shall be excused
- Both Varieties:
 - Wide, flaring, blunt tipped or “bell” ears.
 - Flat or roached back while standing or in motion.
 - Excessive shyness or aggressiveness.
 - White on any part of the coat.





Disqualifications:

- Standard Variety: Weight over 22 pounds
- Toy Variety: Cropped or button ears
- Both Varieties:
 - White on any part of the coat whenever the white forms a patch or stripe measuring as much as one half inch at its longest dimension
 - Any color other than black and tan

Class: Head



Class: Topline



Class: Bodies

