



The Newfoundland Club of America

Judges Education Committee

Presenting **"The Newfoundland"**

Welcome to the Newfoundland



- With few exceptions, which will be noted as faults, the Newfoundlands you are about to view are excellent specimens of the breed, meeting the standard for temperament, type, structure and movement.

Newfoundland Standards of Excellence

- Temperament
- Type
- Structure
- Movement



The Newfoundland Dog can have it all and do it all!

















Sweet Disposition



- The Newfoundland is a sweet-dispositioned dog that acts neither dull nor ill tempered

Newfs, at home on Land and Water



- A multi-purpose dog, at home on land and in the water

As a Draft Dog



As a Lifesaver



- The Newfoundland is capable of draft work and possesses natural lifesaving abilities

As a friend



- Though he is best known for his water rescue work, he also pulls carts and sleds and carries packs. With these qualities, they make excellent therapy dogs.

A Large, Heavily Coated, Well-Balanced Dog

- Deep Bodied
- Heavily Boned
- Muscular
- Strong
- Dignified with proud head carriage



- The Newfoundland is a large, heavily coated, well balanced dog that is deep bodied, heavily boned, muscular and strong.

A good specimen of the breed has dignity and proud head carriage



Sweetness of Temperament

- Hallmark of the breed
- Most important single characteristic
- Temperament is of primary importance



Any indication of ill temper is to be guarded against



Average Height and Weight

- Males average 28" at withers
- Weigh 130-150 pounds

- Females average 26" at withers
- Weigh 100-120 pounds

Dogs are more massive throughout than bitches



The dog's appearance is more massive throughout than the bitch's. Here is an excellent example – the dog to the left of the bitch. Note that the dog is easily identified as more masculine.

A Large, Balanced Dog

- Considerable substance determined by
 - Spring of ribs
 - Strong muscle
 - Heavy bone
- Symmetry and balance
- Correct gait
- Structure

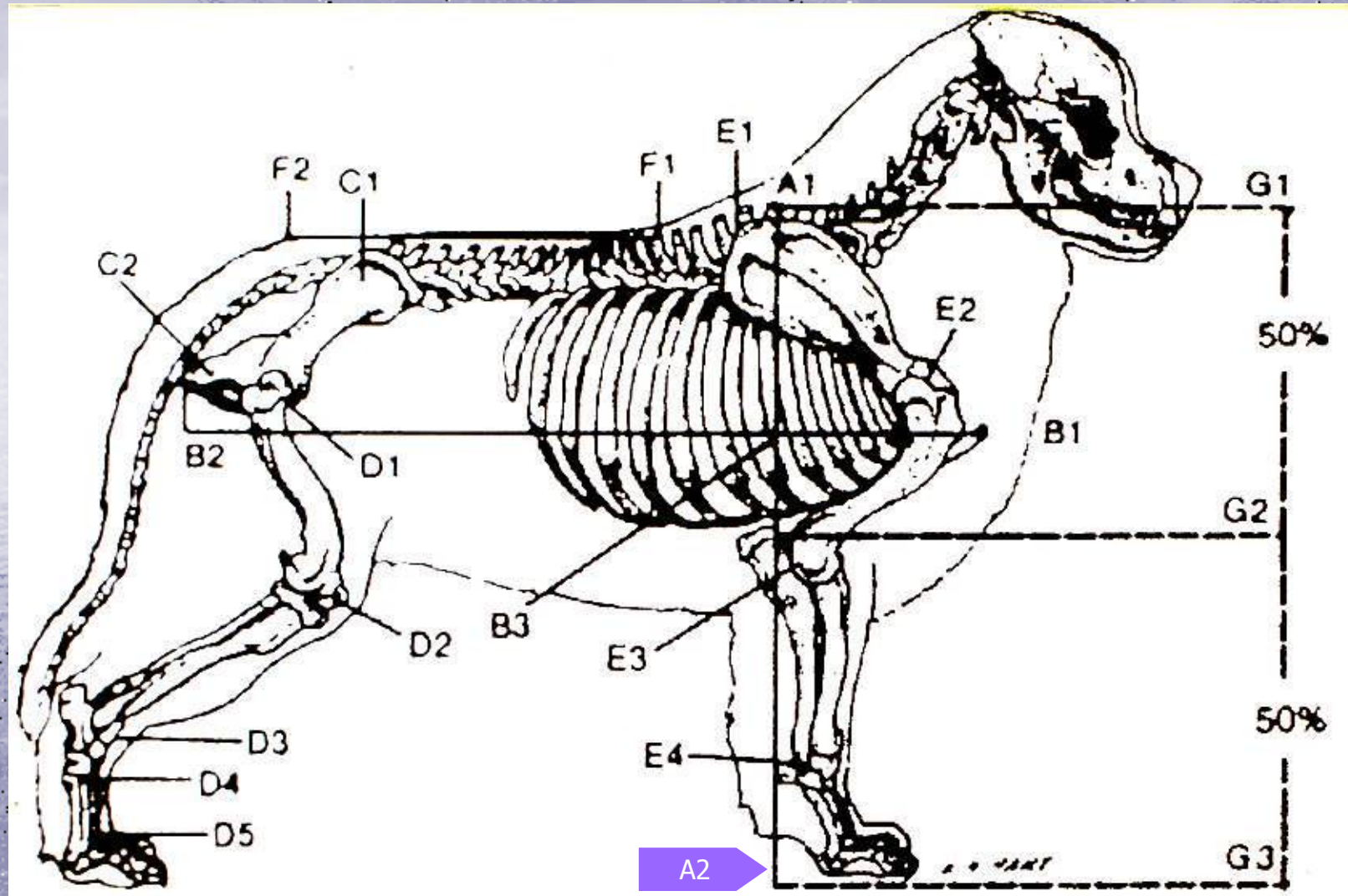


Large size is desirable, but never at the expense of balance, structure and correct gait. He is a dog of considerable substance.



The Newfoundland must have symmetry and balance so that no part appears exaggerated or out of proportion with the other parts.

Skeletal Profile

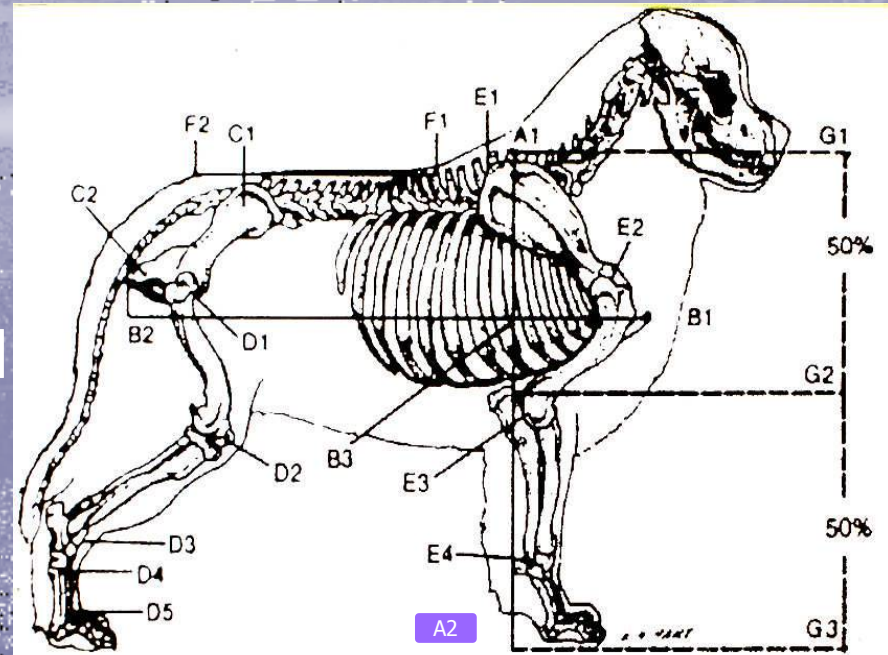


This diagram of the Newfoundland's skeletal profile reveals the points of measurements. Note that length B1 to B2 is slightly longer than A1 to A2.

Proper Proportions

- Height

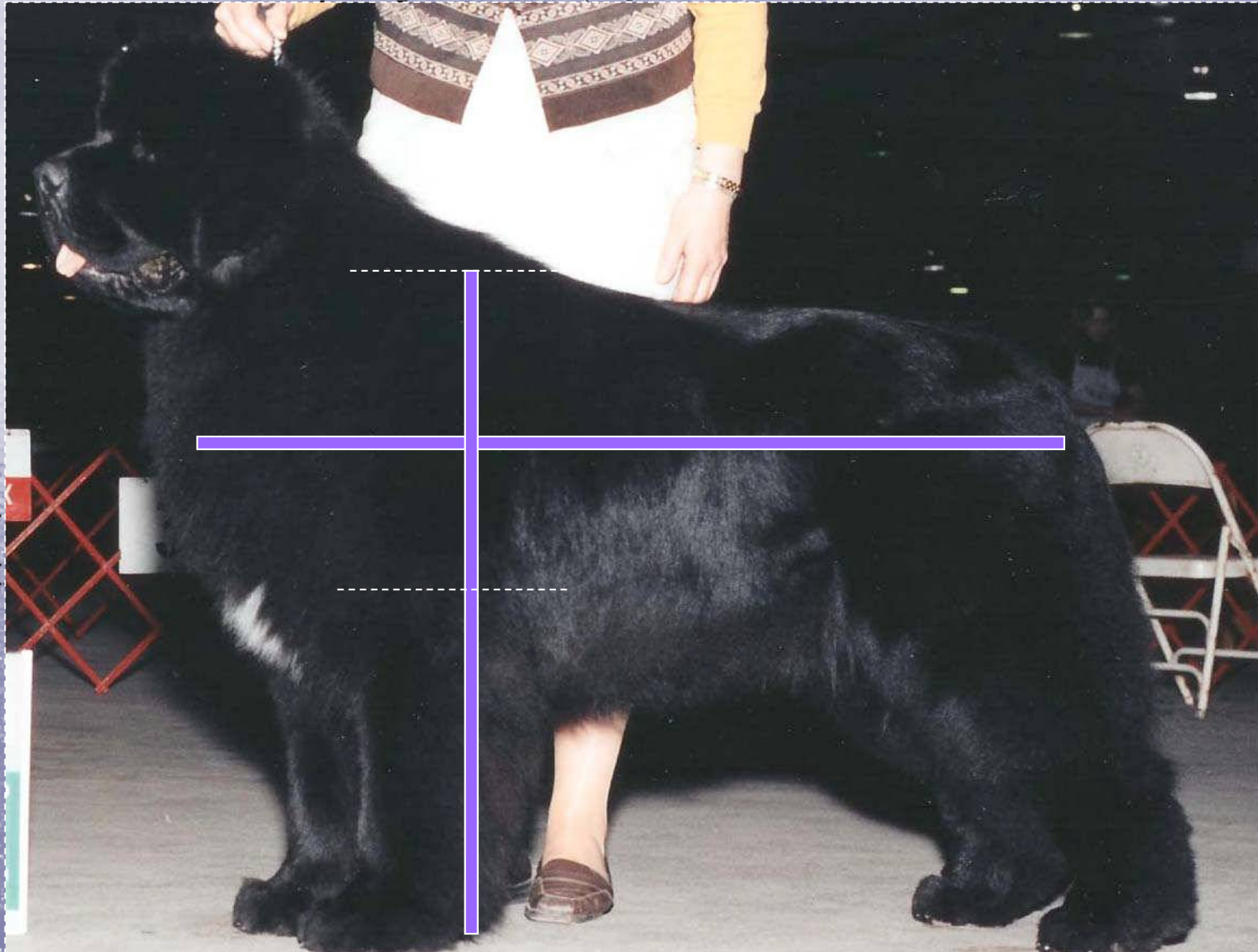
- 50% from withers to elbow
- 50% from elbows to ground



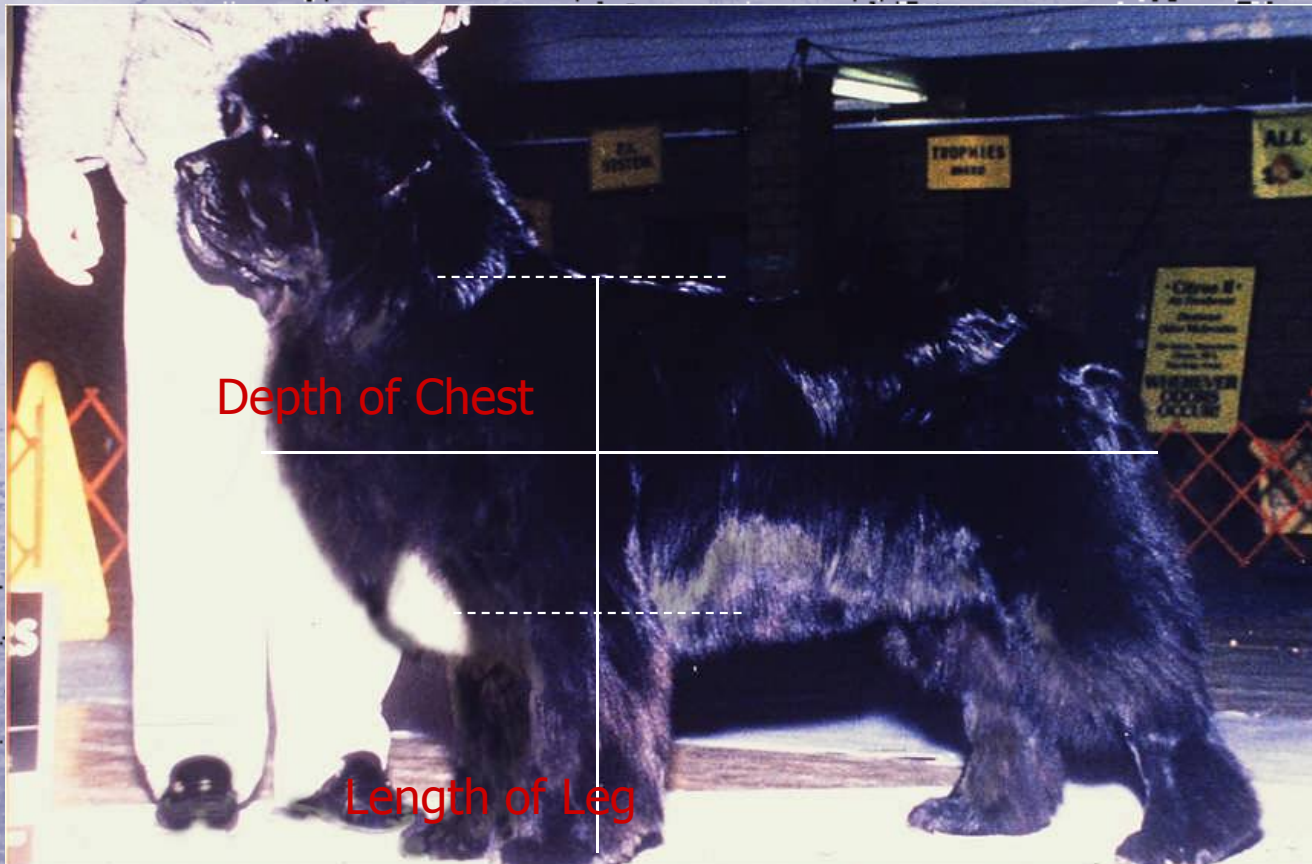
- Caution

- Body from the withers to lowest part of chest is at least 50% of height
- Skin, muscle and coat may cause a correctly proportioned dog to look more than 50% when viewed in profile
- Judges should “feel” for the correct proportions

This is a dog with excellent proportions. Point of the shoulder to croup and withers to ground. Note that the elbow is 50% of the height. It appears that the dog has great substance and bone but this must be verified by hand.




Improper Length of Leg



The Newfoundland should have proper length of front leg which is not be confused with depth of chest and short front legs as seen in this slide.

Which is Best?




Dog "B" comes the closest to the ideal for a Newfoundland.
He is slightly longer than he is tall.

Male Heads

- Massive
- Broad skull
- Slight arch in crown
- Strong occipital bone
- Well developed cheeks



Male Heads



Female Heads

The ideal bitch head follows that of the ideal dog throughout



Eyes

- Dark Brown
- Relatively small, deep Set
- Spaced Wide Apart
- Eyelids fit closely with no inversion



Lighter Eye in Brown and Gray



Browns and grays may have lighter eye color and should be penalized only to the extent that color affects expression.

Typical Eye



Light Eye



Ears

- Relatively Small
- Triangular
- Rounded Tips



Ears are set on the skull level with or slightly above the brow and lie close to the head.

Newfoundland



a



b



c.

Ears



When seen from the front or the back, the ears should blend completely with the head. Ears set too high give the skull a flatter appearance; ears set too low give a houndy look. This computer generated comparison of the same dog with ears set altered – too high, too low and just right.

Too high

Too low, too large



Expression

- Soft
- Reflects character of the breed



Expression is soft and reflects the character of the breed





Different expressions

Profile

- The forehead and face are smooth and free of wrinkles. The slope of the stop is moderate but because of the well developed brow, it may appear abrupt in profile. The muzzle is broad throughout its length and deep. Depth and length are approximately equal. The length from tip of nose to stop is less than that from stop to occiput. The muzzle should be in balance with the head of the individual animal.



Profile: smooth, wrinkle free



Scissors or Level Bite

Dropped lower incisors a minor deviation



Teeth meet in a scissors or level bite. Scissors and level bites are equal. Dropper lower incisors, in an otherwise normal bite are not indicative of a skeletal malocclusion and should be considered only a minor deviation.

Undershot & slightly wry bite



Male Body Profiles

These are excellent male profiles. They are balanced with correct angulation.



Bitch Body Profiles



These are excellent bitch profiles

Strong Neck, Well Set

The neck is strong and well set on the shoulders and is long enough for proud head carriage



Length of Neck Proportionate

The length of neck is proportionate to the body and the head



Strong, Broad, Muscular Back



The back is strong and muscular and is level from just behind the withers to the croup. Coat can enhance or detract from a true topline.

Chest: full, deep, well sprung ribs

Chest is full and deep with the brisket reaching at least down to the elbows



Flank: Deep, Croup: Slopes Slightly



Ribs are well sprung. Flank is deep.
Croup is broad and slopes slightly.

Tail Set

- Broad at base
- No kinks
- Reaches to hock
- Follows line of croup



The tail follows the natural line of the croup. The tail is broad at the base and has no kinks. The distal bone reaches to the hock. When the dog is standing relaxed, its tail hangs straight down or with a slight curve at the end.

Tail in Motion



When the dog is in motion or excited, the tail is carried out but it does not curl over the back.

Improper Tail in Motion



Forequarters

- Muscular
- Well laid back
- Elbow below withers
- Pasterns strong



Shoulders are muscular and well laid back. Elbows lie directly below the highest point of the withers. Forelegs are muscular and heavily boned. Pasterns are strong and slightly sloping.

Feet



- Proportionate to the body in size
- Webbed
- Tight cat-like foot



Note: Foreleg is a good place to check bone.

Strong Pasterns

Weak Pasterns



Rear Assembly

- Powerful
- Muscular
- Heavily boned



Hindquarters:

from the rear, the legs are straight and parallel



Thighs are broad & stifles and hocks well bent



From the side, the thighs are broad and fairly long. Stifles and hocks are well bent and the line from hock to ground is perpendicular. Well-bent stifles and hocks provide flexibility.

A well balanced Dog...Stands Well...



A well balanced dog will stand comfortably with his rear legs out from under him.

...Moves Well...



The better the match in correct angulation between front and rear assembly, the better the dog will move.

Coat

The adult coat has a flat, water-resistant double coat that tends to fall back into place when rubbed against the nap. The Newfoundland's coat is closed rather than an open one. The outer coat is coarse, moderately long and full, either straight or with a wave. The undercoat is soft and dense, although it is often less dense during the summer months or in warmer climates. Hair on the face and muzzle is short and fine. The backs of the legs are feathered all the way down. The tail is covered with long dense hair.



Excess hair may be trimmed for neatness

Summer Coat



This excellent bitch is in summer coat, with less undercoat and showing slight wave over the back which is also a correct coat.

Puppy coat



These young bitches are still in puppy coat.
There is very little shiny coarse adult coat.

Color



Color is secondary to type, structure and soundness.
Recognized colors are black, brown, gray and white and black.



Solid colors may appear as solid colors or solid colors with white at any, some, or all of the following locations: chin, chest, toes, and tip of tail. Any amount of white at these locations is typical and not to be penalized.

Also typical
are a tinge of
bronze on a
black or gray
coat and
lighter
furnishings on
a brown or
gray coat.



– Weathering – is typical

Landseer (White and Black)

- Markings on either solid colors or Landseers (white and black) might deviate considerably from those described and should be penalized only to the extent of the deviation. Beauty of markings should be considered only when comparing dogs of otherwise equal quality. Clear white or white with minimal ticking is preferred.



Markings may deviate. Beauty of markings should only be considered against dogs of equal quality.




Example of excessive ticking



This slide shows a dog with obviously too much ticking. Remember that all acceptable colors have equal status.

Color Patterns



Examples of some frequently encountered color patterns, all acceptable on black/white or white/black dogs. Any Newfoundland whose coat color is brown and white or gray and white is to be disqualified if white is, without question, the predominant color, a decision to be determined by the judge.

Color Patterns

- White is not listed as an acceptable solid color so white dogs with no black markings would be disqualified. A black and white or white and black dog may have markings so deviant from the described patterns that it is difficult to tell if they are black with white or white with black. Such a dog may be shown in either the black or AQAC class and would not be disqualified since either black with white or white with black is an acceptable combination.
- However, with other marked solid colors, either brown or gray must be identifiable as the base color to avoid disqualification since the Standard describes white dogs as having black markings only.

Disqualification

- Color is the only disqualification in the Newfoundland breed standard
- Colors or combinations of colors not specifically described are disqualified
- White is not an acceptable color
- A gray or brown dog may have white markings, but a white dog may not have gray or brown markings



Left: Black & tan



Above: brown and white



Right:
Cream

These three photos
show examples of
colors that must be
disqualified.

The Newfoundland in Motion



The Newfoundland in motion has good reach, strong drive, and gives the impression of effortless power.



His gait is smooth and rhythmic. He covers the maximum amount of ground with the minimum number of steps. Level topline is not lost. Strength and coordination are valued.

Moving away

You should be able to see the entire rear pad of the rear feet of a dog as he moves away



Power, Coordination, Strength, Drive



In these photos you can see Newfoundlands moving with power and coordination

Again in Working



This enables them to complete the historic tasks for which they were bred

Slight Roll of Skin on the Move



When moving, a slight roll of the skin is characteristic of the breed. In the real world of judging you will see many variations from the ideal: short mincing steps, close moving, exaggerated lift both front and rear, as well as toeing in and loose elbows.

Look for Excellence and Reward it!



Temperament is the single most important characteristic



Sweetness of temperament is the hallmark of the Newfoundland. This is the single most important characteristic of the breed.



Newfoundlands are typically friendly



Shyness, fearfulness and suspicion are unacceptable traits and should be penalized



In Summary...



A Newfoundland is a true working dog....



C
V.W. Perry

Although massive, he must have the balance and coordination of an athlete.





Just as important as structural soundness is sound
temperament and.....



Willingness to work side by side with man.









Above all, it is his wonderful character that endears this bear-of-a-dog to one and all





There are, of course, times when Newfs are not so huggable!



Pop Quiz

1. The single most important characteristic of the breed is:
 - a. Size
 - b. Balance
 - c. Temperament
 - d. Coat

C. TEMPERAMENT



2. The coat of the Newfoundland:

- a. Has a coarse undercoat
- b. When rubbed against the nap, it tends to fall back into place
- c. Has an outer coat that is soft and dense
- d. All of the above

B. When rubbed against the nap, it tends to fall back into place





3. In general characteristics and appearance, the Newfoundland is:

- a. Moderately muscled
- b. Medium in size
- c. Heavily boned
- d. Slightly bulky

C. Heavily boned





4. The croup:

- a. Slopes moderately
- b. Slopes slightly
- c. Has an extreme slope
- d. Does not slope

B. Slopes Slightly



5. The length of the muzzle from the tip of the nose to the stop is:

- a. Equal to that from the stop to the occiput
- b. Less than that from the stop to the occiput
- c. Slightly more than that from the stop to the occiput
- d. Considerably more than that from the stop to the occiput

B. Less than that from the stop to the occiput



An aerial photograph of a vast beach covered with a dense flock of birds, likely terns, stretching from the foreground to the ocean. The birds appear as a textured, speckled pattern of light and dark spots against the sandy beach. The ocean is visible in the distance, meeting the sky at a clear horizon line.

6. Disqualifications in the Newfoundland Standard refer to:

- a. Color
- b. Temperament
- c. Expression
- d. Size

A. Color





7. Substance is determined by:

- a. Spring of rib
- b. Strong muscle
- c. Heavy bone
- d. All of the above

D. All of the above



An aerial photograph of a large body of water, likely a bay or a large lake, with a small island in the center. The water is a deep blue color, and the island is a lighter shade of blue. The sky is a pale, hazy blue. The overall scene is serene and expansive.

8. Newfoundlands in motion have:

- a. Good Reach
- b. Strong Drive
- c. The Impression of Effortless Power
- d. All of the above

D. All of the Above





9. The ears are:

- a. Large in size
- b. Triangular
- c. Pointed at the tips
- d. Set well forward on the skull

B. Triangular



10. Regarding the body:

- a. The back is narrow
- b. The topline is slightly sloping from the withers to the croup
- c. The brisket reaches at least down to the elbows
- d. The croup is level

C. The brisket reaches at least down to the elbows





The End