


Introducing The Parson Russell Terrier



Breed type has been preserved by British terriermen since the days of Parson John, and the Parson Russell in the ring today is the same avid working terrier renowned for his hunting acumen in the past.




Then

Carlisle Tack 1884

Now

We welcome you to the study of this wonderful historic breed. The Fanciers will work to provide you with the understanding and specific skills for assessing and evaluating this unique terrier.

In viewing this presentation you will notice different colors of type. **The standard is in green type with disqualifications in brick.** The history and working roots of the breed are found in blue and additional **judging comments are in yellow type.**



Working Roots of The Standard

General Appearance

The Parson is thought to be the result of a cross between a black and tan Manchester type terrier and the old English White. He is bred to be predominantly white so the terrierman will not confuse terrier and fox in a muddy earth. If the terrier cornered the fox underground, the terrierman dug to the pair.

Traditionally, the terrierman took possession of the terrier and let the fox escape so the hunt could continue. The white body of the terrier helped the terrierman quickly see the difference between the two adversaries, who may have been only inches apart.

The Standard

➤ TO FUNCTION AS A WORKING TERRIER, HE MUST POSSESS CERTAIN CHARACTERISTICS:

- ❖ ALERT AND CONFIDENT
- ❖ A READY ATTITUDE

Comment: A moderate terrier with all elements in balance and none exaggerated.





- ❖ **BALANCE IN HEIGHT AND LENGTH**
- ❖ **MEDIUM IN SIZE AND BONE SUGGESTING STRENGTH AND ENDURANCE**

Comment: The body is strong and muscular.

➤ **IMPORTANT TO BREED TYPE IS A NATURAL APPEARANCE**

COAT

- ❖ **COMPACT CONSTRUCTION**
- ❖ **CLEAN SILOUETTE**
- ❖ **THE COAT IS**
- ❖ **HARSH, WEATHERPROOF
BROKEN OR SMOOTH**



- HE HAS A SMALL FLEXIBLE CHEST TO PURSUE QUARRY UNDERGROUND AND SUFFICIENT LENGTH OF LEG TO FOLLOW THE HOUNDS



- **OLD SCARS AND INJURIES, THE RESULT OF HONORABLE WORK OR ACCIDENT, SHOULD NOT BE ALLOWED TO PREJUDICE A TERRIER'S CHANCE IN THE SHOW RING, UNLESS THEY INTERFERE WITH MOVEMENT OR UTILITY FOR WORK OR BREEDING**

Working Roots of The Standard

Size, Substance, Proportion

The height range of 12-15" maintains working ability. A PRT under 12" cannot track the hunt; he falls too far behind to be effective. A PRT over 15" has a chest that is too big to go to ground. Terriers of disqualifiable heights have lost type; those under 12" tend to be fine and those over 15" to be coarse. Proportions are defined by moderate in size, length, and substance. No part of the PRT's anatomy is weakened by exaggeration. The terms 'moderate' and 'balance' are themes by which Parson type is maintained. The Parson is a study in equal measures strength and flexibility.

Size & Substance

- IDEAL HEIGHT OF A MATURE DOG – 14" AT THE HIGHEST POINT OF THE SHOULDER BLADE



- **IDEAL HEIGHT OF MATURE BITCH –13” AT THE HIGHEST POINT OF THE SHOULDER BLADE**





DOG

BITCH



- **TERRIERS WHOSE HEIGHTS MEASURE EITHER SLIGHTLY LARGER OF SMALLER THAN THE IDEAL ARE NOT TO BE PENALIZED PROVIDED OTHER POINTS OF THEIR CONFORMATION, ESPECIALLY BALANCE, ARE CONSISTENT WITH THE WORKING ASPECTS OF THE STANDARD**
- **LARGER DOGS MUST REMAIN SPANNABLE**
- **SMALLER DOGS MUST CONTINUE TO EXHIBIT BREED TYPE AND SUFFICIENT BONE TO ALLOW THEM TO WORK SUCCESSFULLY**
- **THE WEIGHT OF A TERRIER IN HARD WORKING CONDITION IS USUALLY BETWEEN 13 – 17 LBS**



BITCH



DOG


Comment: Dog and bitch work in the same environment and share the same basic conformation. The slight differences between dog and bitch are apparent in general outline and more clearly evident in the head.

Proportion

- **BALANCE IS THE KEYSTONE OF THE TERRIER'S ANATOMY**
- **THE CHIEF POINTS OF CONSIDERATION ARE THE RELATIVE PROPORTIONS OF:**
 - ❖ **SKULL AND FOREFACE**
 - ❖ **HEAD AND FRAME**
 - ❖ **HEIGHT AT THE WITHERS AND LENGTH OF BODY**



- **HEIGHT AT WITHERS IS SLIGHTLY GREATER THAN DISTANCE FROM THE WITHERS TO TAIL, i.e. BY POSSIBLY 1-1 $\frac{1}{2}$ " ON A 14" DOG**



This measurement is correctly taken as diagramed.


- THE MEASUREMENT WILL VARY ACCORDING TO HEIGHT



DOG



BITCH



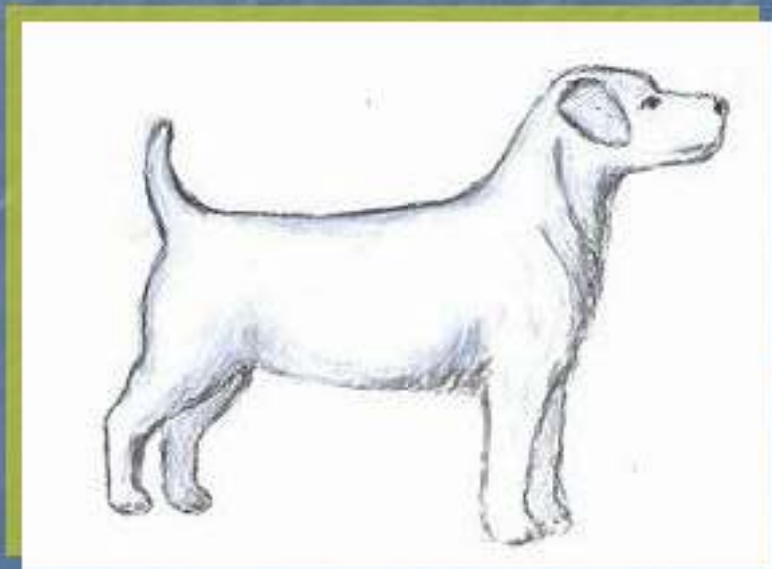
Comment: The Terrier is longer in the loin than many terriers of similar size. His overall appearance is slightly longer than tall.

Proportion Study

Parson Russell Terrier
"Appears approximately square"



Russell Terrier
"Appears rectangular"



* Drawings by Myrna Martin
Martin Art Studio

Size, Substance & Proportion

- THE TERRIER IS OF MEDIUM BONE NOT SO HEAVY AS TO APPEAR COARSE OR SO LIGHT AS TO APPEAR RACY
- THE CONFORMATION OF THE WHOLE FRAME IS INDICATIVE OF STRENGTH AND ENDURANCE
- **DISQUALIFICATIONS:**
 - ❖ **HEIGHT UNDER 12"**
 - ❖ **HEIGHT OVER 15 "**

Working Roots of The Standard

Head

Variations in head type occur in the breed primarily in the relationship of back skull to muzzle, and are acceptable within a limited range. However, the PRT head is unique among terriers, and falls somewhere between the Fox Terrier and the Border Terrier. He has more stop than the Fox Terrier and less stop than the Border Terrier, and the degree of stop is one of the unique features of the PRT head.

Head



- ❖ **STRONG AND IN GOOD PROPORTION TO THE REST OF THE BODY, SO THE APPEARANCE OF BALANCE IS MAINTAINED**

Working Roots of The Standard

Expression

Expression, eye, ears, muzzle size and shape should be consistent throughout the breed. Expression displays the fierce intelligence and independence of a breed that works on its own without human guidance.





➤ **EXPRESSION:**

- ❖ **KEEN, DIRECT, FULL OF LIFE AND INTELLIGENCE**

➤ **EYES:**

- ❖ **ALMOND SHAPED**
- ❖ **DARK IN COLOR**
- ❖ **MODERATE IN SIZE**
- ❖ **NOT PROTRUDING**

➤ **EYES:**

- ❖ **DARK RIMS ARE DESIRABLE, HOWEVER, WHERE THE COAT SURROUNDING THE EYE IS WHITE, THE EYE RIM MAY BE PINK**



Working Roots of The Standard

Eyes, Ear, Skull, Muzzle

Eyes are almond and moderately deep set as protection against injury and abrasion, both of which can and do occur with frequency both over and under ground. Large ears are a working hazard underground, so the Parson's ear is small. Skull, muzzle, jaws, teeth must be strong. The muzzle is rectangular, never snipey, providing plenty of housing for big teeth. To get to quarry, the PRT digs just as much with his jaws and teeth; ripping at roots, tearing at packed dirt, and pulling at rocks, as he does with his feet. Once at quarry he needs that jaw force to keep himself from injury.

➤ EARS:

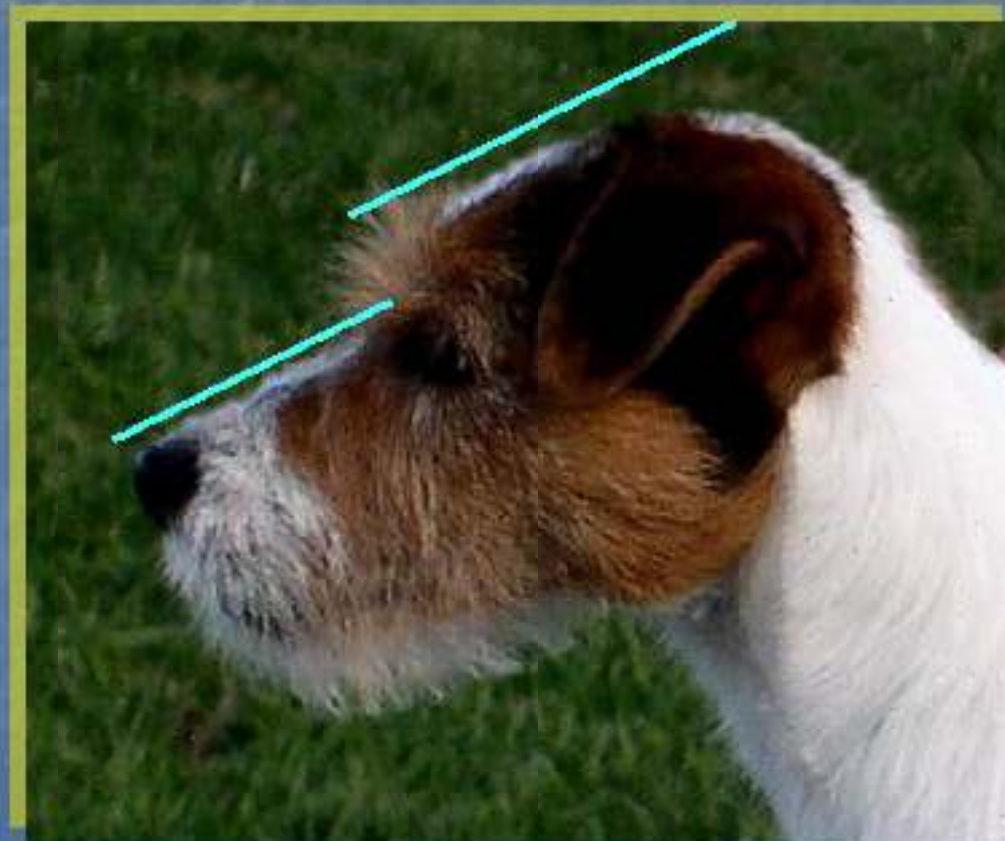
- ❖ SMALL, “V”- SHAPED DROP EARS OF MODERATE THICKNESS
- ❖ CARRIED FORWARD CLOSE TO THE HEAD WITH THE TIP SO AS TO COVER THE ORIFICE AND POINTING TOWARD THE EYE
- ❖ FOLD IS LEVEL WITH THE TOP OF THE SKULL OR SLIGHTLY ABOVE
- ❖ WHEN ALERT, EAR TIPS DO NOT EXTEND BELOW THE CORNER OF THE EYE



Comment: At rest, tip may hang below the corner of the eye.

➤ **SKULL:**

- ❖ **FLAT WITH THE MUZZLE AND BACK SKULL IN PARALLEL PLANES**






- ❖ FAIRLY BROAD BETWEEN THE EARS
- ❖ NARROWING SLIGHTLY TO THE EYES
- ❖ STOP IS WELL DEFINED BUT NOT PROMINENT

➤ MUZZLE:

- ❖ LENGTH FROM THE NOSE TO THE STOP IS SLIGHTLY SHORTER THAN THE DISTANCE FROM THE STOP TO THE OCCIPUT
- ❖ STRONG AND RECTANGULAR MEASURING IN WIDTH APPROXIMATELY 2/3 THAT OF THE BACK SKULL BETWEEN THE EARS



➤ **JAWS:**

- ❖ **UPPER AND LOWER ARE OF FAIR AND PUNISHING STRENGTH**

➤ **BITE:**

- ❖ **TEETH ARE LARGE WITH COMPLETE DENTITION IN A PERFECT SCISSORS BITE, i.e., UPPER TEETH CLOSELY OVERLAPPING THE LOWER TEETH AND TEETH SET SQUARE TO THE JAWS.**



- **NOSE:** ❖ **BLACK AND FULLY PIGMENTED**

➤ **SMOOTH HEAD:**




Comment: The smooth head may mistakenly appear narrow in muzzle, and should not be penalized for the illusion created by the absence of facial furnishings.

Head Study

Comment: Without the facial furnishings, the muzzle may appear smaller, but under no circumstances should it appear “snipey” The muzzle is best judged by the hand.

Please wait for animation

* Drawings by Myrna Martin
Martin Art Studio



Head Study



In profile, the lower jaw should appear squared off.

*** Drawings by Myrna Martin - Martin Art Studio**

Head

➤ HEAD FAULTS:

- ❖ **SNIPEY MUZZLE, WEAK, OR COARSE HEAD**
- ❖ **LIGHT OR YELLOW EYE, ROUND EYE**
- ❖ **HOUND EAR, FLESHY EAR, ROUNDED TIPS**
- ❖ **LEVEL BITE, FOUR OR MORE MISSING PRE-MOLARS, INCISORS OR CANINES**

➤ DISQUALIFICATIONS:

- ❖ **PRICK EARS**
- ❖ **LIVER COLOR NOSE**
- ❖ **OVERSHOT, UNDERSHOT, OR WRY MOUTH**

Working Roots of The Standard

Neck

Neck length underground keeps the PRT's head forward and his feet protected should he meet and spar with a fox. Smooth transition to shoulder and correct topline help provide sound biomechanics for sustained trotting over ground.



Neck, Topline, Body

➤ NECK:



- ❖ MODERATELY ARCHED
- ❖ CLEAN & MUSCULAR
- ❖ OF FAIR LENGTH
- ❖ GRADUALLY WIDENING
SO AS TO BLEND WELL
INTO THE SHOULDERS

Working Roots of The Standard

Topline

Back and loin of moderate length, long enough to be laterally flexible and short enough to be strong, provide support from which the front and rear assemblies can operate with good and equal length of stride, and provide the PRT with strength and flexibility to change direction underground. A short backed PRT is equally compromised above and below ground; above he is short strided and lacks endurance at the trot. Below he lacks agility in a tight space.



➤ **TOPLINE:**

- ❖ **STRONG, STRAIGHT AND LEVEL IN MOTION**



Comment: The topline may present a slight arch in the loin at rest. This should not be confused with a roached loin, or dramatic falloff at the croup.

➤ **TOPLINE:**

✦ **THE LOIN OF MODERATE LENGTH**



Comment: The terrier has adequate length of back to allow for sustained ground coverage at trot, endurance in all gaits, and lateral flexibility in the earth.

➤ **BODY:**

- ❖ **IN OVERALL LENGTH TO HEIGHT PROPORTION, THE DOG APPEARS APPROXIMATELY SQUARE AND BALANCED (measured from withers to tail & withers to ground)**
- ❖ **THE BACK GIVES NO APPEARANCE OF SLACKNESS**
- ❖ **LATERALLY FLEXIBLE, SO THAT HE MAY TURN AROUND IN THE EARTH**
- ❖ **TUCK-UP IS MODERATE**

Working Roots of The Standard

Chest

“Narrow” does not indicate slab sided. Good spring of rib in a moderate size chest is critical to the compressibility required to get a PRT underground. The PRT works lying on his side, his chest, his back. The chest therefore must be compressible 360 degrees. If a PRT gets wedged underground, it is by the sternum, so the chest must not be deep past the point of elbow.



➤ CHEST:

- ❖ NARROW AND OF MODERATE DEPTH, GIVING AN ATHLETIC RATHER THAN HEAVILY CHESTED APPEARANCE
- ❖ MUST BE FLEXIBLE & COMPRESSIBLE



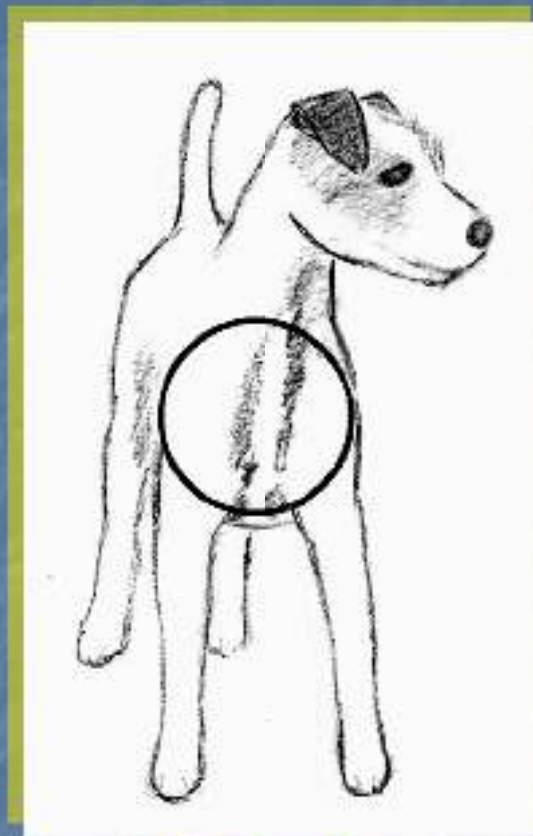
- ❖ RIBS ARE FAIRLY WELL SPRUNG
- ❖ OVAL RATHER THAN ROUND
- ❖ NOT EXTENDING PAST THE LEVEL OF THE ELBOW

Comment: The chest is oval to be compressible in an earth

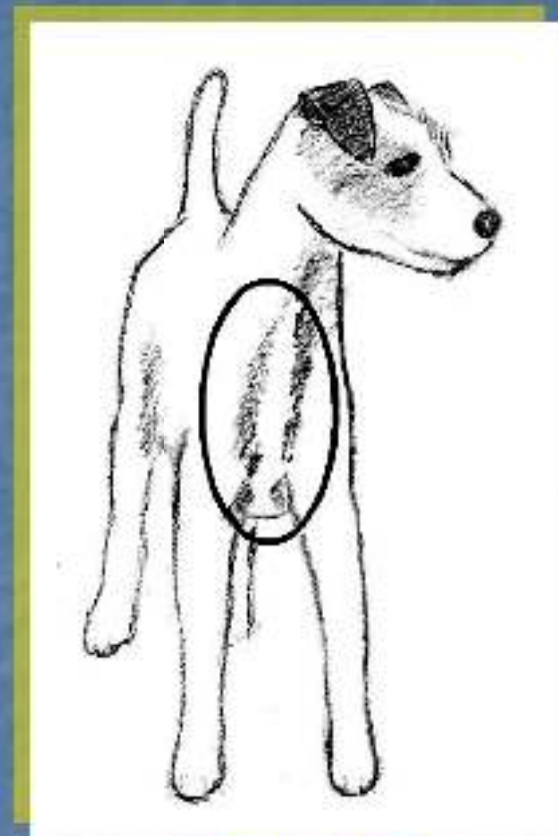
➤ **RIBS:**



Correct
Fairly well sprung



Incorrect
Barrel ribbed



Incorrect
Slab sided

➤ RIBS:



**Correct
Heart shaped**



**Too round or
Barrel ribbed**



**Poor rib spring
Slab sided**

➤ **TAIL:**

- ❖ **DOCKED SO THAT THE TIP IS APPROXIMATELY LEVEL TO THE SKULL**
- ❖ **SET ON NOT TOO HIGH, BUT SO THAT A LEVEL TOPLINE, WITH A VERY SLIGHT ARCH OVER THE LOIN, IS MAINTAINED**



➤ **TAIL:**

- ❖ **CARRIED GAILY WHEN IN MOTION**
- ❖ **WHEN BAITING OR AT REST MAY BE HELD LEVEL BUT NOT BELOW THE HORIZONTAL**



Comment: Tails may have a slight curve, not to be faulted as a gay, or squirrel tail.

Un-Docked Tail

Comment: Our standard states that the tail is to be docked so the tip is approximately level to the skull.

An undocked tail is a deviation from the current breed standard and should be judged accordingly.



Neck, Topline, Body

- **NECK TOPLINE AND BODY FAULTS:**
 - ❖ **CHEST NOT SPANNABLE OR SHALLOW**
(Must be spanned properly for accurate judging of these faults)
 - ❖ **BARREL RIBS**
 - ❖ **TAIL SET LOW**
 - ❖ **TAIL CARRIED LOW TO OR OVER THE BACK,**
i.e. SQUIRREL TAIL

Working Roots of The Standard

Forequarters

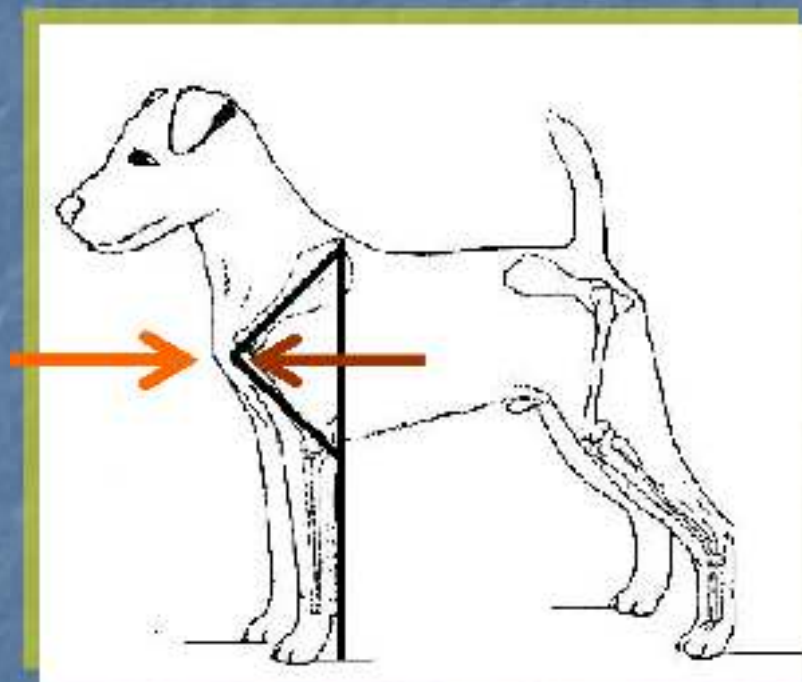
The PRT's upper arm and shoulder blade are the same length; he is not built with a short upper arm for digging. He is built as a trotting dog with straight legs, good bone, cat-feet, well-laid back shoulder, and the point of shoulder in a plane behind the point of prosternum. His front assembly is structured so he has the build and substance to track a hunt for hours over challenging terrain. Cat like feet that bear the brunt of work are very important on a fox hunting dog.

Forequarters

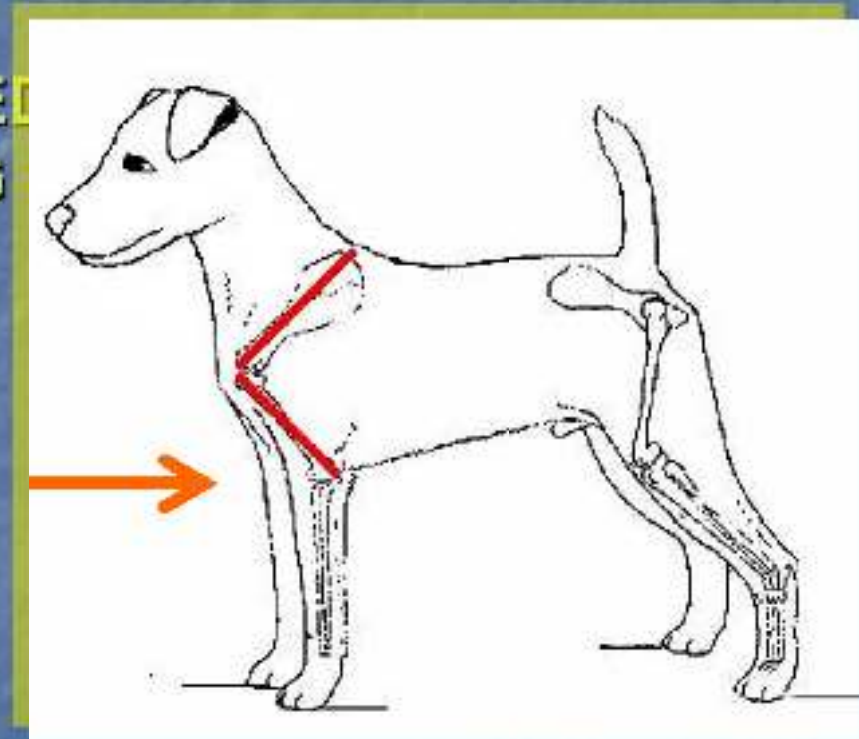


➤ SHOULDERS:

- ❖ LONG AND SLOPING, WELL LAID BACK, CLEANLY CUT AT THE WITHERS
- ❖ POINT OF THE SHOULDER SITS IN A PLANE BEHIND THE POINT OF THE PROSTERNUM



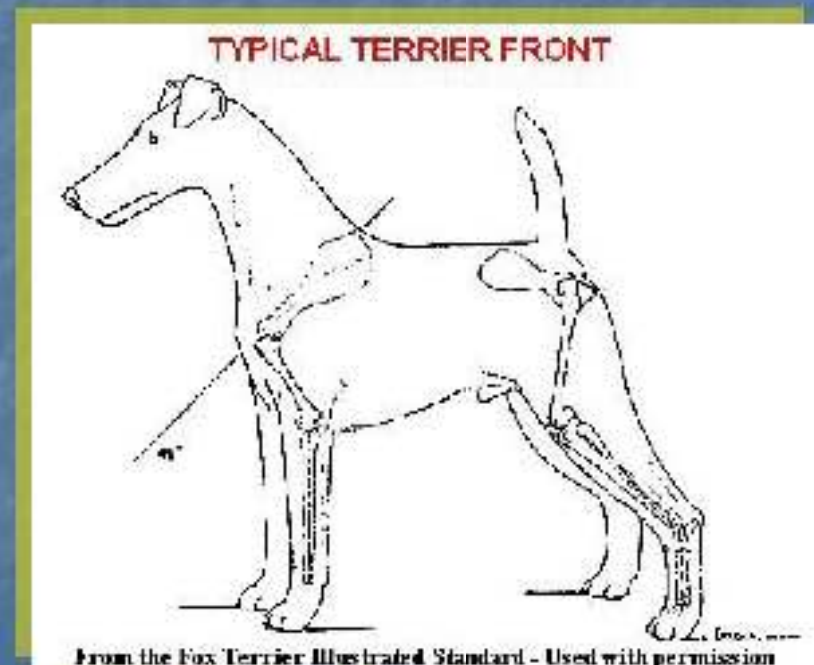
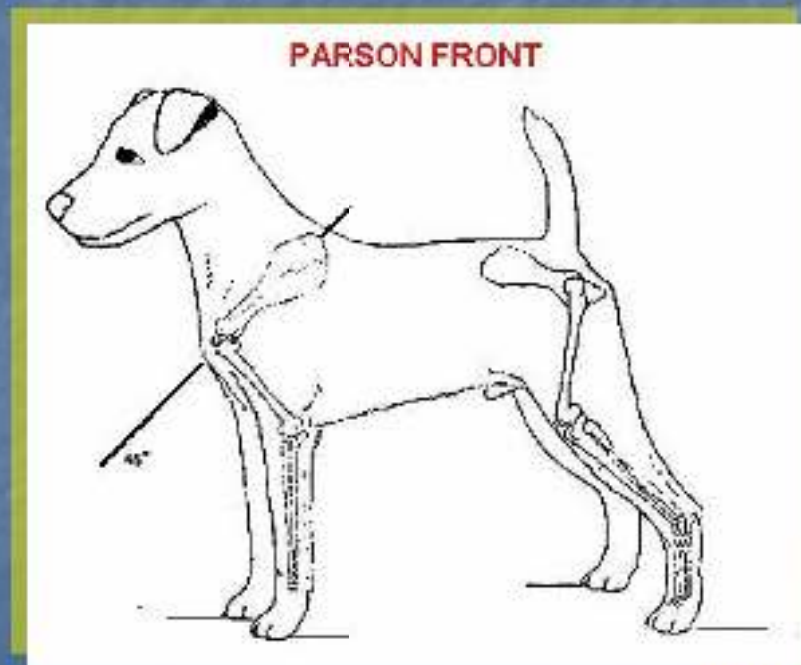
- ❖ THE SHOULDER BLADE AND UPPER ARM ARE OF APPROXIMATELY THE SAME LENGTH
- ❖ FORELEGS ARE PLACED WELL UNDER THE DOG
- ❖ ELBOWS HANG PERPENDICULAR TO THE BODY WORKING FREE OF THE SIDES



Forequarter Comments: The front assembly is set so the brisket reaches forward between the front legs, creating the impression of a pronounced but not overdone forechest. Elbows should sit directly under the upper point of the shoulder blade, with scapula and humerus of nearly equal length. Lay-on, as measured between the shoulder blades in an adult dog, is approximately two fingers. Correct shoulders contribute a clean line from withers to elbow with no excessive heaviness.

The Parson's front is structurally different from that of many of the other long legged terriers.

A typical terrier front, described by Dr. Dan Buchwald, "The Terrier Front",* has a long shoulder of 45 degree layback and a slightly shorter upper arm turned barely forward, limiting the amount of forechest and placing it in the same plane as the point of shoulder. This typical terrier front is incorrect for the Parson.



The Parson's shoulder has the same 45 degree layback, but with an upper arm of equal length and a forechest that sits in front of the point of shoulder. The position of the front assembly behind the prosternum helps the PRT trot for long distances and endure obstacles overground, as well as dig underground. The Parson's gait is therefore different. The Standard of the Smooth Fox Terrier calls for straight action like the 'pendulum of a clock'. The Parson breaks his pasterns on forward movement.





- ❖ **LEGS ARE STRONG AND STRAIGHT WITH GOOD BONE**
- ❖ **JOINTS TURN NEITHER IN NOR OUT**
- ❖ **PASTERNS FIRM AND NEARLY STRAIGHT**



Correct nearly straight pastern



➤ **FEET:**

- ❖ **ROUND, CAT-LIKE, VERY COMPACT**
- ❖ **PADS THICK AND TOUGH**
- ❖ **TOES MODERATELY ARCHED POINTING FORWARD, TURNED NEITHER IN OR OUT**

➤ **FAULTS:**

- ❖ **Hare feet**

Working Roots of The Standard

Hindquarters

The angles of the hindquarters, along with the forequarters, allow the PRT maximum ability to flex and extend underground. Balance fore and aft allows him to cover ground with efficiency and endurance. The hock is low to help sustain endurance at the trot.



Hindquarters

- ❖ **STRONG AND MUSCULAR**
- ❖ **SMOOTHLY MOLDED**
- ❖ **GOOD ANGULATION AND BEND OF STIFLE**
- ❖ **HOCKS NEAR THE GROUND, PARALLEL AND DRIVING IN ACTION**
- ❖ **FEET AS IN THE FRONT**



Hindquarter Comments: The terrier has short hocks from the joint to the foot, and good angles behind. Any other configuration will render the terrier unfit to do his job. Upper thigh is smooth and muscular, lower thigh is firm. Lack of muscle tone reflects absence of breed quality. In show stance hocks are perpendicular. Feet stand flat on the ground behind an imaginary plumb line drawn from the point of the buttocks to the ground. A terrier that can stand comfortably in this position has good bend of stifle and hock. Straight stifles, high hocks, cow or sickle hocks; any infirmity that inhibits a free, easy and enduring trotting gait, is to be severely penalized.

Working Roots of The Standard

Coat

Double coated, close, dense, good sheen, harsh; all words that indicate the PRT's coat protects him in a cold and wet earth, and that the coat comes clean with a brushing. The Parson's coat is his first defense against weather, harsh terrain and conditions underground, particularly if he is stuck in the earth overnight. The coat is naturally rolled by the PRT's working conditions. The PRT is shown in a natural appearance. In keeping with this important breed mandate, the coat is not to be dyed, altered, or sculptured other than to be kept in a rolled condition tight to the body.

Coat

➤ SMOOTH AND BROKEN:

- ❖ WHETHER SMOOTH OR BROKEN A DOUBLE COAT OF GOOD SHEEN, NATURALLY HARSH CLOSE AND DENSE, STRAIGHT WITH NO SUGGESTION OF KINK

➤ BROKEN COAT:

- ❖ A CLEAR OUTLINE, WITH ONLY A HINT OF EYEBROWS AND BEARD IF NATURAL TO THE COAT




- **SMOOTH COAT:**
 - ❖ **A DOUBLE COAT OF GOOD SHEEN**



❖ SMOOTH COAT



❖ BROKEN COAT



➤ **NO SCULPTURED FURNISHINGS**

- ❖ **THE TERRIER IS SHOWN IN HIS NATURAL APPEARANCE NOT EXCESSIVELY GROOMED**
- ❖ **SCULPTING IS TO BE SEVERELY PENALIZED**

➤ **FAULTS:**

- ❖ **SOFT, SILKY, WOOLY OR CURLY TOPCOAT**
- ❖ **LACKING UNDERCOAT**
- ❖ **EXCESSIVE GROOMING AND SCULPTING**

NO SCULPTURED FURNISHINGS



Correctly Groomed




Excessively Sculpted

Coat Comments: In judging the PRT there is no preference for coat type. From a distance, both coat varieties in show coat present a similar smooth outline. Faults are the same for both coat types: soft top coat, lacking undercoat. Any deviation from a tight weatherproof jacket that provides protection in the mud, sleet and bitter cold of a typical English winter fox hunt is a significant breed fault. The ideal coat is harsh, straight and moderately dense. It can be cleaned with a brushing and groomed for the show ring a day before.

Working Roots of The Standard

Color

As discussed previously, the PRT must be primarily white for his own safety. Body markings are common but not overly large or numerous. Brindle indicates Bull Terrier blood, and is a disqualification.



Color

❖ WHITE:



❖ WHITE WITH BLACK MARKINGS



❖ WHITE WITH TAN MARKINGS



❖ TRI - COLORED



➤ **COLORS ARE TO BE CLEAR**

❖ **AS LONG AS THE TERRIER IS PREDOMINANTLY WHITE, MODERATE BODY MARKINGS ARE NOT TO BE FAULTED**

❖ **GRIZZLE IS ACCEPTABLE AND SHOULD NOT BE CONFUSED WITH BRINDLE**

➤ **DISQUALIFICATION:**

❖ **BRINDLE MARKINGS**



Working Roots of The Standard

Gait

Gait is the true test of the foxhunting Parson. Efficient, lacking obvious faults and displaying reach and drive, it must be balanced fore and aft., free, lively, well coordinated with a minimum of friction and a maximum of efficiency. Most movement faults, detrimental to the Parson hunting over ground, are the result of an in-coordination of front and rear or stylized action incorrect for the breed.



Gait

- **MOVEMENT OR ACTION IS THE CRUCIAL TEST OF CONFORMATION**



➤ A TIRELESS GROUND COVERING TROT



- ❖ DISPLAYING GOOD REACH IN FRONT
- ❖ WITH THE HINDQUARTERS PROVIDING PLENTY OF DRIVE

- **PASTERNS BREAK LIGHTLY ON FORWARD MOTION WITH NO HINT OF HACKNEY- LIKE ACTION OR GOOSE-STEPPING**



➤ ACTION IS STRAIGHT IN FRONT AND REAR



Gait Comments: The Parson's movement is different from many other long-legged terriers. His stride is workmanlike and fluid, giving him endurance in the field. It is not stylized. His pasterns break in forward motion, elbows move freely and straight, and hocks flex in extension. Gait should be unrestricted and serves to give the Parson endurance in the field. Dogs failing to demonstrate ample and equal reach and drive should be seriously penalized. Good movement is vital to the preservation of the breed. Hackney gait, brushing, moving close or wide, movement restricted at the elbow and any other obvious movement anomalies should be penalized.

Working Roots of The Standard

Temperament

The PRT's working attitude is a combination of fearless drive and caution. He may rush to the hole and in, then proceed with care. Though the Earthdog test is measured on speed and staying with quarry, a working PRT may not be fast and may repeatedly leave quarry, looking for another access. He is constantly taking in information, reflecting, processing, and then deciding.



Temperament

- ❖ BOLD AND FRIENDLY
- ❖ ATHLETIC AND CLEVER



- ❖ AT WORK HE IS A GAME HUNTER, TENACIOUS, COURAGEOUS AND SINGLE MINDED

❖ AT HOME HE IS PLAYFUL, EXUBERANT AND OVERWHELMINGLY AFFECTIONATE



- ❖ HE IS AN INDEPENDENT AND ENERGETIC TERRIER AND REQUIRES HIS DUE PORTION OF ATTENTION



❖ HE SHOULD NOT BE QUARRELSOME





‘steady from riot’; at work or at play

Temperament

- SHYNESS IS NOT TO BE CONFUSED WITH SUBMISSIVENESS
- SUBMISSIVENESS IS NOT A FAULT
- SPARRING IS NOT ACCEPTABLE!

- FAULT: SHYNESS

- **DISQUALIFICATION:**
 - ❖ **Overt aggression toward another dog**

Temperament Comments: The PRT is not a sparring terrier; he was bred to work with hounds, a far larger dog that routinely dispatched the fox. It is doubtful that a contentious terrier would have been tolerated by the hounds. In a working situation, the terrier may be handled rather brusquely by any number of strangers. By no means a pacifist, the PRT should display aggression only to quarry. Other dogs may be ignored and people will be given full attention. Any PRT that exhibits aggression in the ring toward person or dog must be disqualified.

Spanning

- TO MEASURE A TERRIER'S CHEST, SPAN FROM BEHIND, RAISING ONLY THE FRONT FEET FROM THE GROUND (**table**), AND COMPRESS GENTLY. DIRECTLY BEHIND THE ELBOWS IS THE SMALLER, FIRM PART OF THE CHEST. THE CENTRAL PART IS USUALLY LARGER BUT SHOULD FEEL RATHER ELASTIC



➤ **SPAN WITH THE HANDS TIGHTLY BEHIND THE ELBOWS ON THE FORWARD PORTION OF THE CHEST**

➤ **THE CHEST MUST BE EASILY SPANNED BY AVERAGE SIZE HANDS**

➤ **THUMBS SHOULD MEET AT THE SPINE AND FINGERS SHOULD MEET UNDER THE CHEST**



1. The dog must be on the table.

2. Stand to the side so that you are looking at the back of the dog's head. Reach over the mid-section of the dog and place your hands around the chest. Locate your thumbs over the withers and slide your hands to meet underneath on the midline. Keep your fingers touching under the dog; touch your thumbs over the withers.



3. Gently raise the dog so that he is standing on his rear feet, slide your hands well forward, letting the dog slide through your hands until you are holding him close behind the elbow.

4. When your hands are around the terrier and he is on his hind feet, attempt to close your grasp, exerting equal pressure all around the rib cage. The rib cage should feel slightly elastic, particularly in the lower portion of the rib, if sufficient pressure is exerted.



Spanning Comments: Spanning can be easily learned and only takes a brief time in the judging process. Terriers cannot be injured by considerable compression, and cannot be judged correctly without spanning. This procedure simulates working conditions in an earth. If you would prefer, you can ask the exhibitor to hold the terrier's head or muzzle.

In this one exercise, the shape, size and compressibility of the terrier's chest can be determined. The historic measure is that of an average sized man's hands. The terrier is to have a chest size similar to that of his quarry, the European Red Fox.

This is a critical part of the judging process and must be done correctly.

Working The Parson

The Parson at work is a study in ferocity and relentless drive. He punishes every part of his anatomy with complete disregard for his own safety, and every part must be in fit working condition.



Working The Parson



Traditionally the Parson tracked the hunt on foot. Unable to keep up with hounds at a run, he managed to keep in contact by traveling as the crow flies.



Working The Parson

His front and rear assembly were made for the job. His well-angled stifle and good layback of shoulder gave him the propulsion to start up over walls and then the ability to retract both front and rear legs in a safe jump. Sturdy frame, flexible body, good bone, and cat-feet were obviously necessary for safe travel and landing.



Breed Type Gallery



Breed Type Gallery



Breed Type Gallery



Breed Type Gallery



Breed Type Gallery



Breed Type Gallery



Breed Type Gallery



Breed Type Gallery



Breed Type Gallery



Breed Type Gallery



Breed Type Gallery



The End!

