


Note:

The Standard and Points of the Deerhound In Order of Importance (“Points of Importance”) are in this font.

All Comments and Descriptive text is in this font.



Illustrated Standard and Discussion
The Scottish Deerhound

Copyright © 2003 by the Scottish Deerhound Club of America

1st Revision

July 2003

No part of this work may be reproduced or quoted without the written permission of the Secretary of the Scottish Deerhound Club of America.

The secretary's name and address are on file with the American Kennel Club, 5580 Centerview Drive, Raleigh, NC 27606-3390; (919) 233-9767; www.akc.org or on the Scottish Deerhound Club of America's web page at www.deerhound.org.

Graphic artist Cecilia Barnett

Technical Adviser Rusty Kingery

Published by Cecilia's Puyallup, Washington 98373-0127


TABLE OF CONTENTS

Section	Description	Page
1	Table of Contents	ii
2	Introduction	iii
3	Purpose of the Breed	1
4	Official Standard	2
5	Points of Importance	3
6	Using the Official Standard to judge the Scottish Deerhound	3
7	Temperament	4
8	Appearance	5
9	Head	6
10	Ears	8
11	Neck and Shoulders	
	Nape	9
	Shoulders	11
12	Tail	13
13	Eyes	14
14	Body	
	General	15
	Chest and Ribs	16
	Loin and Croup	17
	Topline and Underline	18
15	Legs and Feet	20
16	Coat	22
17	Color	24
18	Disqualification	24
19	Height and Weight	26
20	Gait	27
21	Coursing	28
22	Deerhound Humor	29

*A special thank you to the fine Deerhound artists who contributed artwork to our endeavor:
The estate of Bunny Austin; Pat Ferris (<http://www.davef.demon.co.uk/>); Robin Garcia; Peggy
Kopf, Melissa Umbach.*

Illustrated Standard and Discussion

The Scottish Deerhound



Introduction


This Scottish Deerhound Club of America Publication was compiled and edited by diverse Scottish Deerhound breeders, owners, exhibitors and American Kennel Club Judges all of whom are long time members of the Scottish Deerhound Club of America.

Their combined knowledge spans over 150 years of experience with this most gentle and loving breed.

The undying love of this dog is the underlying drive for perfection in conformation, health and longevity.

The Scottish Deerhound Club of America and the Judges Education Committee sincerely thank you for your interest and desire for thorough understanding of the Scottish Deerhound.

Scottish Deerhound Club of America Judges Education Committee



Betty Rosen, Chairman
Rusty Kingery, Co-Chair
Betty Stephenson, Board Liaison
Gayle Bonteceau
Andrea Field
Miranda Levin

USING THE OFFICIAL STANDARD TO JUDGE THE SCOTTISH DEERHOUND

The original standard was taken almost verbatim from the English version that was written near the end of the 19th century. The current standard for the Scottish Deerhound was amended by The Scottish Deerhound Club of America in 1935.

PURPOSE OF THE BREED

The Scottish Deerhound is a large sighthound that was developed to catch and bring down the 300-400 lb. Red deer of Scotland. The dogs were worked on the hilly and rough terrain of the Scottish Highlands and were used to bring down the deer by the ear or cheek while avoiding deadly antlers. The impact would break the deer's neck or would injure it sufficiently so it could be finished off. To do its job, the deerhound has to be an extremely fast and powerful dog.

The deerhound has been shown in this country since the first Westminster Show in 1877. Deerhound breeders pride themselves on the fact that the breed is virtually unchanged from the dogs of past centuries, both in physical appearance and in hunting abilities. It is very important to today's breeders that the breed remains unchanged.



AMERICAN KENNEL CLUB OFFICIAL STANDARD OF THE BREED

Head

Should be broadest at the ears, narrowing slightly to the eyes, with the muzzle tapering more decidedly to the nose. The muzzle should be pointed, but the teeth and lips level. The head should be long, the skull flat rather than round with a very slight rise over the eyes but nothing approaching a stop. The hair on the skull should be moderately long and softer than the rest of the coat. The nose should be black (in some blue fawns – blue) and slightly aquiline. In lighter colored dogs the black muzzle is preferable. There should be a good mustache of rather silky hair and a fair beard.

Ears

Should be set on high; in repose, folded back like a Greyhound's though raised above the head in excitement without losing the fold, and even in some cases semierect. A prick ear is bad. Big thick ears hanging flat to the head or heavily coated with long hair are bad faults. The ears should be soft, glossy, like a mouse's coat to the touch and the smaller the better. There should be no long coat or long fringe, but there is sometimes a silky, silvery coat on the body of the ear and the tip. On all Deerhounds, irrespective of color of coat, the ears should be black or dark colored.

Neck and Shoulders

The neck should be long – of a length befitting the Greyhound character of the dog. Extreme length is neither necessary nor desirable. Deerhounds do not stoop to their work like the Greyhounds. The mane, which every good specimen should have, sometimes detracts from the apparent length of the neck. The neck, however, must be strong as is necessary to hold a stag. The nape of the neck should be very prominent where the head is set on, and the throat clean cut at the angle and prominent.

Shoulders should be well sloped; blades well back and not too much width between them. Loaded and straight shoulders are very bad faults.

Tail

Should be tolerably long, tapering and reaching to within 1-½ inches of the ground and about 1-½ inches below the hocks. Dropped perfectly down or curved when the Deerhound is still, when in motion or excited, curved, but in no instance lifted out of line of the back. It should be well covered with hair, on the inside, thick and wiry, underside longer and towards the end a slight fringe is not objectionable. A curl or ring tail is undesirable.

Eyes

Should be dark – generally dark brown, brown or hazel. A very light eye is not liked. The eye should be moderately full, with a soft look in repose, but a keen, far away look when the Deerhound is roused. Rims of eyelids should be black.

Body

General formation is that of a Greyhound of larger size and bone. Chest deep rather than broad but not too narrow or slab-sided. Good girth of chest is indicative of great lung power. The loin well arched and drooping to the tail. A straight back is not desirable, this formation being unsuited for uphill work, and very unsightly.

Legs and Feet

Legs should be broad and flat, and good broad forearms and elbows are desirable. Forelegs must, of course, be as straight as possible. Feet close and compact, with well-arranged toes. The hindquarters drooping, and as broad and powerful as possible, the hips being set wide apart. A narrow rear denotes lack of power. The stifles should be well bent, with great length

from hip to hock, which should be broad and flat. Cowhocks, weak pasterns, straight stifles and splay feet are very bad faults.

Coat

The hair on the body, neck and quarters should be harsh and wiry about 3 or 4 inches long; that on the head, breast and belly much softer. There should be a slight fringe on the inside of the forelegs and hind legs but nothing approaching the “feather” of a Collie. A woolly coat is bad. Some good strains have a mixture of silky coat with the hard which is preferable to a woolly coat. The climate of the United States tends to produce the mixed coat. The ideal coat is a thick, close lying ragged coat, harsh or crisp to the touch..

Color

Is a matter of fancy, but the dark blue-gray is most preferred. Next come the darker and lighter grays or brindles, the darkest being generally preferred. Yellow and sandy red or red fawn, especially with black ears and muzzles, are equally high in estimation. This was the color of the oldest known strains – the McNeil and Chesthill Menzies. White is condemned by all authorities, but a white chest and white toes, occurring as they do in many of the darkest-colored dogs, are not objected to, although the less the better, for the Deerhound is a self-colored dog. A white blaze on the head, or a white collar should entirely disqualify. The less white the better but a slight white tip to the stern occurs in some of the best strains.

DISQUALIFICATION

White blaze on the head, or a white collar.

Height

Height of Dogs-From 30 to 32 inches, or even more if there be symmetry without coarseness, which is rare. Height of Bitches-From 28 inches upwards. There is no objection to a bitch

being large, unless too coarse, as even at her greatest height she does not approach that of the dog, and therefore could not be too big for work as overbig dogs are.

Weight

From 85 to 110 pounds in dogs, and from 75 to 95 pounds in bitches.

POINTS OF THE DEERHOUND IN ORDER OF IMPORTANCE

1. **Typical**-A Deerhound should resemble a rough-coated Greyhound of larger size and bone.
2. **Movements**-Easy, active and true.
3. **Height**-As tall as possible consistent with quality.
4. **Head**-Long, level, well balanced, carried high.
5. **Body**-Long, very deep in brisket, well-sprung ribs and great breadth across hips.
6. **Forelegs**-Strong and quite straight, with elbows neither in nor out.
7. **Thighs**-Long and muscular, second thighs well muscled, stifles well bent.
8. **Loins**-Well arched, and belly well drawn up.
9. **Coat**-Rough and hard, with softer beard and brows.
10. **Feet**-Close, compact, with well-knuckled toes.
11. **Ears**-Small (dark) with Greyhoundlike carriage.
12. **Eyes**-Dark, moderately full.
13. **Neck**-Long, well arched, very strong with prominent nape.
14. **Shoulders**-Clean, set sloping.
15. **Chest**-Very deep but not too narrow.
16. **Tail**-Long and curved slightly, carried low.
17. **Teeth**-Strong and Level.
18. **Nails**-Strong and curved.

DISQUALIFICATION

White blaze on the head, or a white collar.

TEMPERAMENT

Although the standard does not specifically mention temperament, the Deerhound projects a reserved, stately presence. He was bred to be quiet. There could be no noise in the ambush to avoid prematurely startling the deer before the dogs were released. A laid-back, quiet demeanor is an inherent trait in the breed. As a result, Deerhounds are not animated performers in the show ring and should not be penalized for a lack of animation.




Pat Ferris (UK)

APPEARANCE

POINTS OF THE DEERHOUND IN ORDER OF IMPORTANCE:

1. **Typical**-A Deerhound should resemble a rough-coated Greyhound of larger size and bone.



The overall Deerhound is well balanced, slightly longer than tall, of good bone and muscle, with a hard, ragged coat. This rough-coated dog, natural in appearance, has an air of quiet dignity

Standard:

Head

Should be broadest at the ears, narrowing slightly to the eyes, with the muzzle tapering more decidedly to the nose. The muzzle should be pointed, but the teeth and lips level. The head should be long, the skull flat rather than round with a very slight rise over the eyes but nothing approaching a stop. The hair on the skull should be moderately long and softer than the rest of the coat. The nose should be black (in some blue fawns – blue) and slightly aquiline. In lighter colored dogs the black muzzle is preferable. There should be a good mustache of rather silky hair and a fair beard.

POINTS OF THE DEERHOUND IN ORDER OF IMPORTANCE:

4. **Head**-Long, level, well balanced, carried high.

17. **Teeth**-Strong and Level.

SCOTTISH DEERHOUND CLUB OF AMERICA:


The head, as viewed from above or in profile, is wedge-shaped with powerful jaws and level lips. The black nose is slightly aquiline, giving the appearance of a slight downturn of the nose. The head is long and the skull flat. There is a very slight rise over the eyes, but no stop. The head is well adorned with soft furnishings of the eyebrows, beard and mustache. Correct furnishings can often mask the appearance of an otherwise correct head. The expression is soft and gentle except when aroused. Both scissors and level bites are acceptable. As in most sighthounds, a powerful under jaw is a desirable trait.



Bite



Proper head
Proper ear set.



Top view shows
wedge shape.



Domed head.
Low set ear.



***PROPER
HEADS***



***LEFT:
SHORT
MUZZLE
AND TOO
MUCH STOP***



***RIGHT:
MUZZLE
TOO LONG***



***LEFT:
WEAK
UNDERJAW***



***RIGHT:
SLIGHTLY
DOWNFACED
AND ROMAN
NOSED***

**ALL HEADS SHOWN WITH SPARSE
FURNISHINGS TO EMPHASIZE PLANES**

Standard:

Ears

Should be set on high; in repose, folded back like a Greyhound's though raised above the head in excitement without losing the fold, and even in some cases semierect. A prick ear is bad. Big thick ears hanging flat to the head or heavily coated with long hair are bad faults. The ears should be soft, glossy, like a mouse's coat to the touch and the smaller the better. There should be no long coat or long fringe, but there is sometimes a silky, silvery coat on the body of the ear and the tip. On all Deerhounds, irrespective of color of coat, the ears should be black or dark colored.

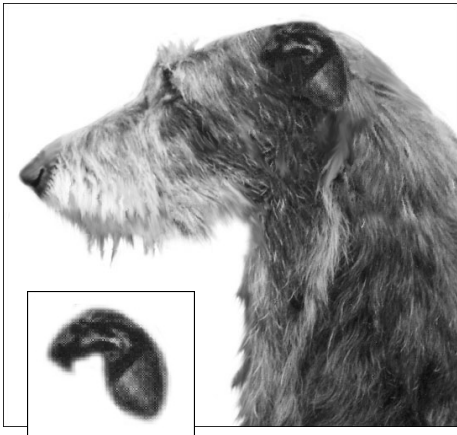
SET HIGH, SMALL,
PROPER ROSED EAR,

POINTS OF THE DEERHOUND IN ORDER OF IMPORTANCE:

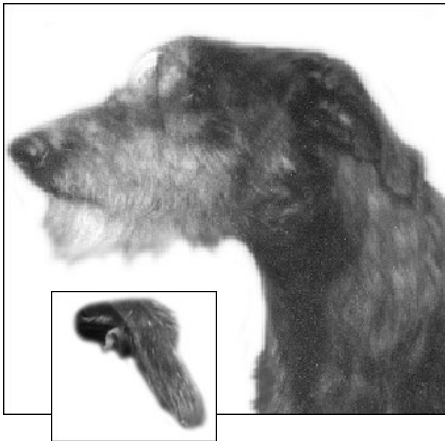
11. Ears-Small (dark) with Greyhoundlike carriage.

SCOTTISH DEERHOUND CLUB OF AMERICA:

The Deerhound has a rosed ear that is set high. A Deerhound should not have prick ears or thick ears hanging flat to the head. If the ear is set incorrectly, the skull will not appear flat. Exhibitors sometimes strip the longer hair from the ears, exposing the soft dark undercoat, which feels like velvet. A Deerhound may not always respond to bait or a toy toss by a judge, but if it does use its ears, they may be semi-erect but should not lose the fold.



...EARS RAISED ABOVE HEAD
IN EXCITEMENT



LOW SET, LARGE,
HANGING EAR.



Bunny Austin

Standard:**Neck and Shoulders**

The neck should be long – of a length befitting the Greyhound character of the dog. Extreme length is neither necessary nor desirable. Deerhounds do not stoop to their work like the Greyhounds. The mane, which every good specimen should have, sometimes detracts from the apparent length of the neck. The neck, however, must be strong as is necessary to hold a stag. The nape of the neck should be very prominent where the head is set on, and the throat clean cut at the angle and prominent. Shoulders should be well sloped; blades well back and not too much width between them. Loaded and straight shoulders are very bad faults.


POINTS OF THE DEERHOUND IN ORDER OF IMPORTANCE:

13. Neck-Long, well arched, very strong with prominent nape.


SCOTTISH DEERHOUND CLUB OF AMERICA:

The neck must be powerfully muscled, strong and arched, wide at the base and clean at the throat. The nape is strong, prominent and very muscular. The mane, "which every good specimen should have," is composed of longer and thicker hair, which extends the length of the neck and forms a ruff at the sides. This sometimes detracts from the actual length of the neck, which should be in proportion to the rest of the dog. In his working gait, the double suspension gallop, an incorrectly set neck or one lacking muscle would hinder the deerhound's working ability.





Proper length, mane,
nape and throat.



Short neck.

Standard:

Neck and Shoulders (continued)


Shoulders should be well sloped; blades well back and not too much width between them. Loaded and straight shoulders are very bad faults.

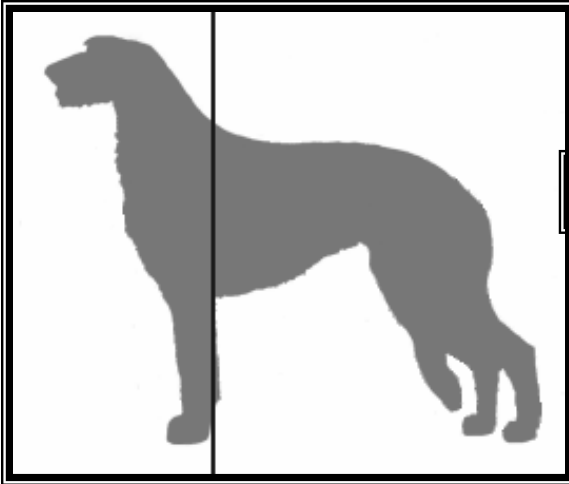
POINTS OF THE DEERHOUND IN ORDER OF IMPORTANCE:

14. Shoulders-Clean, set sloping..

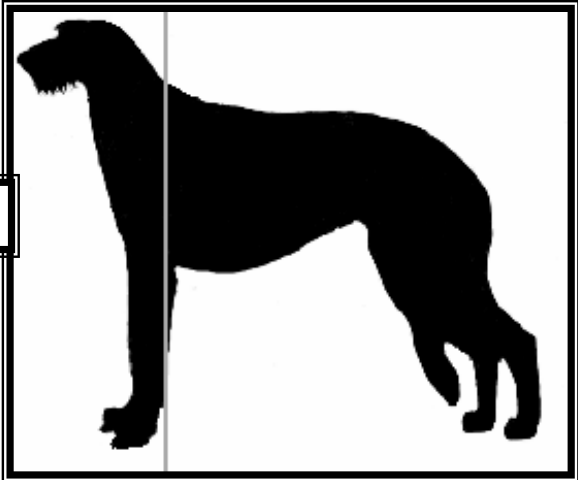
SCOTTISH DEERHOUND CLUB OF AMERICA:

The shoulder (scapula), and upper arm (humerus) are equally long and align the elbow with the bottom of the deep brisket. When viewed from the side, a correctly laid-back shoulder blade and properly returned upper arm will bring the elbow well under the shoulder blade at the deepest part of the chest. This assembly (construction) allows for a properly filled in forechest. In contrast, a hollow or shallow fronted dog in profile will have a forward set front that will show a gap between the elbow and deepest part of the chest. The double suspension gallop requires well-laid shoulders that absorb the shock when the front legs hit the ground. Shoulders must be well muscled but not loaded. If there is too much width between the shoulder blades, look for loaded or straight shoulders, which are very bad faults.






Proper Front



Straight Front



Standard:

Tail

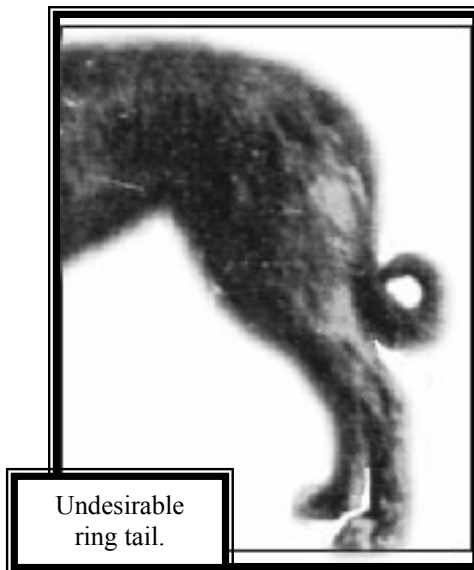
Should be tolerable long, tapering and reaching to within 1-½ inches of the ground and about 1-½ inches below the hocks. Dropped perfectly down or curved when the Deerhound is still, when in motion or excited, curved, but in no instance lifted out of line of the back. It should be well covered with hair, on the inside, thick and wiry, underside longer and towards the end a slight fringe is not objectionable. A curl or ring tail is undesirable.

POINTS OF THE DEERHOUND IN ORDER OF IMPORTANCE:

16. Tail-Long and curved slightly, carried low.

SCOTTISH DEERHOUND CLUB OF AMERICA:

Some variation in length of tail is allowed; the tail should fall somewhere within the area between 1 ½ inches of the ground and 1 ½ inches below the hocks. The tail should be long, thick and strong as it is used as a counterbalance when the dog turns. It should be set on and carried low; continuing the flowing curve of the topline. It should never be carried above the topline. At the trot the tail will assume a lovely curve with the tip carried slightly above hock level. Ring tails are undesirable..



Standard:

Eyes

Should be dark – generally dark brown, brown or hazel. A very light eye is not liked. The eye should be moderately full, with a soft look in repose, but a keen, far away look when the Deerhound is roused. Rims of eyelids should be black.




POINTS OF THE DEERHOUND IN ORDER OF IMPORTANCE:

12. Eyes-Dark, moderately full.

SCOTTISH DEERHOUND CLUB OF AMERICA:

The “soft look in repose” is enhanced by a moderately full, medium-to-dark brown or hazel eye and facial furnishings. A very light eye is not liked because it detracts from the desired soft expression. Eye rims should be well pigmented..



Standard:

Body


General formation is that of a Greyhound of larger size and bone.

POINTS OF THE DEERHOUND IN ORDER OF IMPORTANCE:


5. Body-Long, very deep in brisket, well-sprung ribs and great breadth across hips.

SCOTTISH DEERHOUND CLUB OF AMERICA:

At the time that the English version of the Scottish Deerhound standard was written, the comparison to the general conformation of "a Greyhound of larger size and bone" was applicable. Today the large range in Greyhound size makes it less so.



The deerhound's body should be slightly longer than tall. The deerhound can be viewed as a series of flowing curves and



should never appear overly angular, flat or straight in any aspect of his outline. The topline should flow from the well-muscled neck into well-laid-back shoulders to the level back, then rise slightly and smoothly over the loin. Note that the rise does not commence at the withers. The topline then flows into the croup and down to the tail. There should never be a dip or a rise behind the withers, or in the back, before the topline begins to rise at the loin..

Standard:

Body (continued)


Chest deep rather than broad but not too narrow or slab-sided. Good girth of chest is indicative of great lung power.

POINTS OF THE DEERHOUND IN ORDER OF IMPORTANCE:

15. Chest-Very deep but not too narrow.

SCOTTISH DEERHOUND CLUB OF AMERICA:

The chest is both deep and well sprung, although not a "barrel" chest. Old books about deerhounds describe the chest circumference as 2" – 4" greater than the dog's height at the withers.



Chest very deep



Correct width of Front



Front too narrow



Front too wide

Standard:

Body (continued)

The loin well arched and drooping to the tail. A straight back is not desirable, this formation being unsuited for uphill work, and very unsightly.

POINTS OF THE DEERHOUND IN ORDER OF IMPORTANCE:


8. Loins-Well arched, and belly well drawn up.

SCOTTISH DEERHOUND CLUB OF AMERICA:



Faulty toplines include flat loins, roach or wheel-back, an inflexible arch, arch too far forward and/or not over the loin, and sloping toplines (setter or shepherd type). All of these toplines would hinder deerhound movement during the double-suspension gallop, which requires a very flexible topline.

The croup is a long, smooth continuation of the curve of the loin and should not be flat, short or abrupt.


The underline should again consist of flowing curves from the full forechest to the deep brisket to the well-tucked-up loin. The deepest part of the brisket falls between the elbows. The tuck-up allows for flexion during the double-suspension gallop and should never be absent. The depth of the ribs should extend well back and not cut up too abruptly.




Proper topline,
underline, and croup



Lower at the hip than at the withers
indicating a topline too far forward



No arch of loin. Short ribcage.




Topline slopes from the
withers. No arch of loin.
Underline with no
flowing curve.



Pat Ferris (UK)

SCOTTISH DEERHOUND CLUB OF AMERICA:

Viewed from above, the deerhound should be well muscled through the neck, shoulders, loin, hips and hindquarters. The ribs are well sprung,



not slab-sided or barrel-chested. The hips should be broader than the shoulders. The deerhound must never appear narrow or insubstantial.



**Standard:
Legs and Feet**

The hindquarters drooping, and as broad and powerful as possible, the hips being set wide apart. A narrow rear denotes lack of power. The stifles should be well bent, with great length from hip to hock, which should be broad and flat. Cowhocks, weak pasterns, straight stifles and splay feet are very bad faults



Thighs long and muscular, stifles well bent, hindquarters drooping to the tail.
Great length from hip to hock.


Straight stifles, lacking muscle mass and loin.
Steep croup.

POINTS OF THE DEERHOUND IN ORDER OF IMPORTANCE:

7. **Thighs**-Long and muscular, second thighs well muscled, stifles well bent.

SCOTTISH DEERHOUND CLUB OF AMERICA:

A narrow rear denotes lack of power. The wide rear gives room for the muscle mass that the dog must have. The flexibility of the arched loin, the length between hip and hock, and the well bent stifle are required to negotiate the steep hills of the Highland's rugged terrain.



Hips set wide apart showing power.



Narrow and weak rear denoting lack of power.

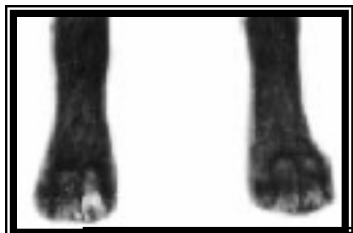
Standard:

Legs and Feet (continued)

Legs should be broad and flat, and good broad forearms and elbows are desirable. Forelegs must, of course, be as straight as possible.

.POINTS OF THE DEERHOUND IN ORDER OF IMPORTANCE:

6. Forelegs-Strong and quite straight, with elbows neither in nor out.



Front feet

SCOTTISH DEERHOUND CLUB OF AMERICA:

The straight foreleg is seen from the front with feet pointing forward rather than in or out. The pasterns should be slightly sloping, able to flex and absorb impact. Weak pasterns are a very bad fault.

The deerhound standard refers to “broad and flat” legs. This does not refer simply to bone. The need for adequate bone and muscle mass is obvious if one considers the work of the deerhound. A well-developed leg of substantial bone and ample muscling is very important.

Standard:

Legs and Feet

Feet close and compact, with well-arranged toes.

POINTS OF THE DEERHOUND IN ORDER OF IMPORTANCE:

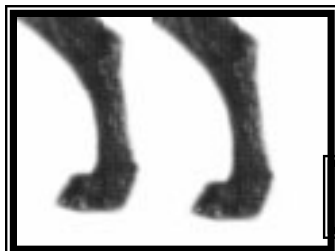
10. Feet-Close, compact, with well-knuckled toes.

18. Nails-Strong and curved.

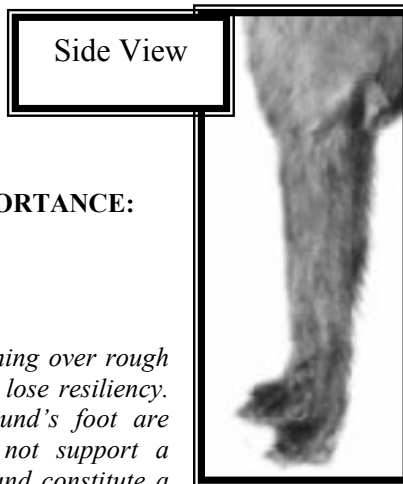
SCOTTISH DEERHOUND CLUB OF AMERICA:

The feet must be well knuckled and strong to endure running over rough terrain. The foot must be compact but not so tight as to lose resiliency.

The pads of a deerhound’s foot are thick. Splayfeet could not support a deerhound in its work and constitute a very bad fault. Strong nails are used by the hound to gain purchase in rough terrain.




Hind feet



Side View

**Standard:
Coat**

The hair on the body, neck and quarters should be harsh and wiry about 3 or 4 inches long; that on the head, breast and belly much softer. There should be a slight fringe on the inside of the forelegs and hind legs but nothing approaching the “feather” of a Collie.



Mixed
Coat

Harsh, crisp to
the touch.

Thick, close
lying, ragged.

Standard:

Coat

A woolly coat is bad. Some good strains have a mixture of silky coat with the hard which is preferable to a woolly coat. The climate of the United States tends to produce the mixed coat. The ideal coat is a thick, close lying ragged coat, harsh or crisp to the touch..

**POINTS OF THE DEERHOUND
IN ORDER OF IMPORTANCE:**

9. Coat-Rough and hard, with softer beard and brows.

***SCOTTISH DEERHOUND CLUB
OF AMERICA:***

The adult 3 to 4 inch coat should be coarse, close lying and ragged. It should appear shiny and healthy. Woolly coats are bad. A mixed coat of silky and harsh hairs is acceptable, provided there is a significant



Woolly coats are bad.
Example above is shown
with a shaved head & neck.



amount of hard coat present and the coat is the correct length.


Grooming should be minimal so as to preserve the natural appearance of the dog. Ears are sometimes plucked. Judicious neatening in the areas of the back skull, tuck-up and feet is permissible. There should be no signs of trimming, stripping, scissoring or clipping.

Standard:**Color**

Is a matter of fancy, but the dark blue-gray is most preferred. Next come the darker and lighter grays or brindles, the darkest being generally preferred. Yellow and sandy red or red fawn, especially with black ears and muzzles, are equally high in estimation. This was the color of the oldest known strains – the McNeil and Chesthill Menzies. White is condemned by all authorities, but a white chest and white toes, occurring as they do in many of the darkest-colored dogs, are not objected to, although the less the better, for the Deerhound is a self-colored dog. A white blaze on the head, or a white collar should entirely disqualify. The less white the better but a slight white tip to the stern occurs in some of the best strains.


DISQUALIFICATION

White blaze on the head, or a white collar.


***SCOTTISH DEERHOUND CLUB OF AMERICA:***

Today's deerhound is always some shade of grey, from nearly black to light silver. Brindles can be found in all shades of grey. One color is not preferred over another. Reds, fawns, wheatens, blue fawns and all black-masked varieties have disappeared from the gene pool. They remain in the standard and are acceptable were they ever to reappear. Most deerhounds have some white in the allowed areas of chest, toes and/or tail tip, but as little white as possible is preferred. While a white blaze or collar will probably never be seen, it is a disqualification should it emerge.

Red fawn with
white collar.



Wheaten with black ears and
her two white toed pups.



Standard:**Height**

Height of Dogs-From 30 to 32 inches, or even more if there be symmetry without coarseness, which is rare. Height of Bitches-From 28 inches upwards. There is no objection to a bitch being large, unless too coarse, as even at her greatest height she does not approach that of the dog, and therefore could not be too big for work as overbig dogs are.

POINTS OF THE DEERHOUND IN ORDER OF IMPORTANCE:

3. Height-As tall as possible consistent with quality.

SCOTTISH DEERHOUND CLUB OF AMERICA:

The point of “as tall as possible consistent with quality” is very important. It speaks of balance as well as height. A deerhound that exceeds the height/weight guidelines of the standard must also possess symmetry and not be coarse. A deerhound with correct proportions should be slightly longer than tall. It should never appear square. Although the deerhound is a running breed, the depth of chest and proportion of the body being slightly longer than tall do not give the impression of extreme legginess. While deerhounds should have a substantial amount of bone and muscle, too-large dogs would not be able to perform the work for which they were bred, as they would lack agility and speed. Likewise, dogs that are overly refined, lacking substance or breadth, or have too much or too little leg in proportion to body would be unable to bring down a red deer over rough terrain. Gender should be immediately apparent at first glance: dogs should have a definite masculine presence and bitches a distinct air of femininity.



Pat Ferris (UK)

Standard:**Weight**

From 85 to 110 pounds in dogs, and from 75 to 95 pounds in bitches.

GAIT

Standard:

[NOT MENTIONED IN THE BODY OF THE STANDARD, BUT IS LISTED SECOND IN THE POINTS OF IMPORTANCE].

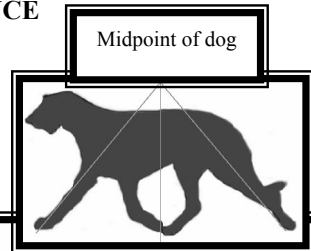

POINTS OF THE DEERHOUND IN ORDER OF IMPORTANCE

2. **Movements**-Easy, active and true.

SCOTTISH DEERHOUND CLUB OF AMERICA:

Easy, active and true, as the "points of importance" state. The gait should be effortless and tireless, covering the ground smoothly while being propelled by the powerful rear. The front moves well out from under the head, staying close to the ground and conserving energy

while covering the terrain. A large dog, moving correctly and with a great stride, will have a characteristic lightness to his gait. This is not to be confused with a high stepping, mincing gait, wrist flipping or other wasted movements.






Ready for the

The chase.



DEERHOUND HUMOR

As does the majority of the sighthound breeds, the Scottish Deerhound has a terrific sense of humor which lends itself to human interpretation. These drawings are depictions of two great deerhound cartoonists, Robin Garcia, Peggy Kopf & Bunnie Austin.



Bunnie Austin



"We must try and keep the Scottish Deerhound a rugged, rough-coated, well-muscled animal and not allow it to be ruined by shows, as has happened to so many breeds, which have become too refined, too stripped and overgroomed".

Anna Huntington, sculptor and Deerhound breeder from the 1930s-50s



Ben is howling at his feet:
Gloomy Lenth is sad.

TENORA I.