

The Essence of Shih Tzu Breed Type

Temperament

Outgoing, lively, alert, proud, affectionate, friendly and trusting

Head

Round, broad, with eyes large, round and dark. The expression is warm, friendly and trusting. Head is in proportion to the body.

Body

Overall balance and proportion is rectangular, well bodied, good bone, level topline, high set teacup tail.

Gait


Smooth, balanced, flowing, effortless, head and tail held high

Coat

Long, luxurious, and double coated

Size

No more than 11", no less than 8"
Ideal size 9" to 10-1/2"



This Shih Tzu
measures

Proportions

Measured from the withers to set of tail, and from the withers to the ground, slightly longer than tall.

Weight

9 to 16 pounds

Proportions

Measured from the withers to set of tail, and from the withers to the ground, slightly longer than tall.

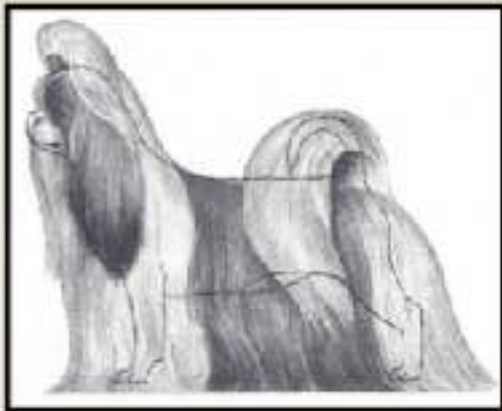
Substance

Regardless of size, the Shih Tzu is always compact, solid and carries good weight and substance

Proportions in Profile



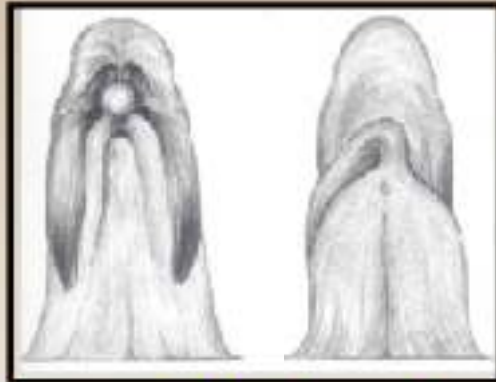
The Shih Tzu must never be so high stationed as to appear leggy, no so low stationed as to appear dumpy or squatty.”



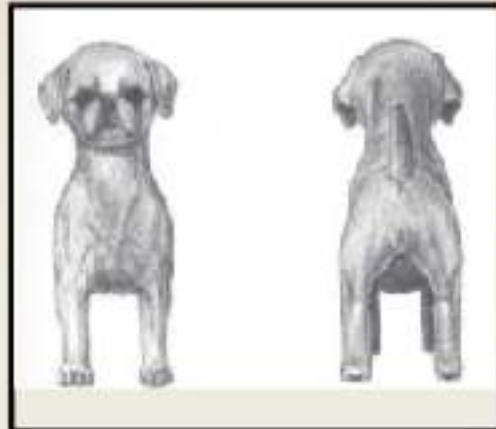
Proportions in Profile Same Dog



Forequarters and Hindquarters with Coat



Forequarters and Hindquarters cut down



Bone and Substance

Chest - **broad, and deep with good spring-of-rib**, however,
not barrel-chested



Correct



Too narrow

The Head

Broad and Round, from the front as well as the from the side, remaining in proportion with the overall size of the dog

The Muzzle

Square, extending from the middle of each eye, down to the lower jaw, and when viewed from the side, perpendicular

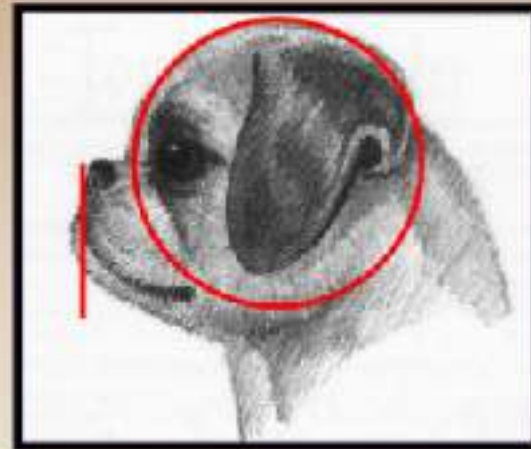
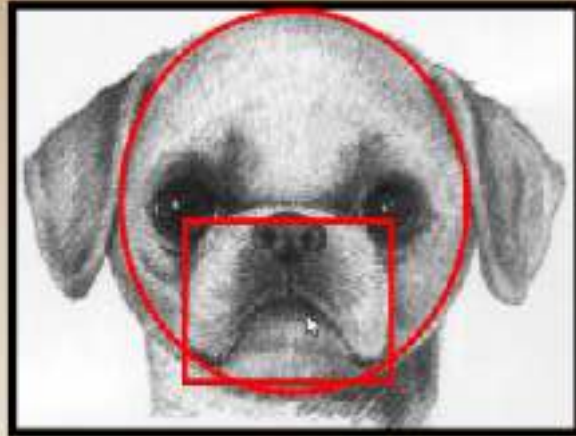
The Bite

Jaw broad, with slightly undershot bite. Tight, reverse scissors is ideal. The width of the jaw is more important than every tooth perfectly inline. A missing tooth or slightly misaligned teeth should not be too severely penalized. Teeth and tongue should not show when mouth is closed.

Fault: Overshot Bite

Head Round From The Front And The Side






There should be **no** size preference, as long as there is **good bone, substance, good spring of rib**



Both the dog on the left and the bitch on the right **could** be of correct size

Front: straight, well boned and muscular, set well apart and under chest



Feet: Firm, well-padded, point straight ahead

Topline, level both standing . . .




and moving









THE CHRISTMAS PARTY
November-December 1938



**The Shih Tzu is a “coated breed”, but not a
“coat breed”**

While the coat is one of the five most important characteristics of the breed, along with Temperament, Head, Body, and Movement, no more emphasis should be given to coat, grooming and presentation, than the other four major characteristics of the breed.

In fact, of the five most important characteristics coat is listed fifth in order of importance

Coat Texture

.luxurious, double-coated, dense . . .



Trimming – Feet, bottom of coat and anus may be done for neatness and to facilitate movement

Fault – Excessive trimming

The texture on all of these four Shih Tzu is probably correct

Which might be lacking undercoat?



Tail

Set on high, heavily plumed, carried in a curve well over the back



Tail, too loose, too tight, too flat, or too low set, is undesirable and should be penalized to the extent of the deviation

The next several slides represent correct proportions and balance



Gait

The Shih Tzu is proud of bearing, has a **distinctively arrogant carriage** with head held well up and tail curved over the back.



The Shih Tzu moves straight and must be shown at its own natural gait, **not raced and not strung up**, to evaluate its smooth, flowing, effortless movement with good front reach and equally strong rear drive, level topline, naturally high held carriage and tail carried in a gentle curve over back

An excellent example of correct side movement, with head held high, good reach and drive and level topline



4

Correct movement coming and going



↳

Notice that the pads can be seen on both the cut down and the dog in coat

Color and Markings

All are permissible and to be considered equally.

All colors and markings are permissible and no color or marking should take preference over another. Dark faces or uneven markings should not be penalized and are quite acceptable

Gold and White



Platinum Gold and White



Red Gold and White



Black and White



Black Masked Gold



Brindle and Grizzle are equally acceptable, though rarely seen



Solid Black



It is more difficult to see the expression of a solid black head, especially from across the ring. You must get right up on a solid black or black masked gold to truly see the expression.



Remember, there is **no preferred color**. All colors and markings are permissible and acceptable

Pigmentation

Nose, lips, eye rims are black on all colors, except liver on liver pigmented dogs and blue on blue pigmented dogs.



Fault: Pink on nose, lips, or eye rims

Be careful judging Shih Tzu in the grass



The length of grass can distort the balance and proportions. An inch of grass can give the illusion of a Shih Tzu being long, and low.

When examined on the table, this dog was actually nicely balanced. When judging in grass, remember the balance you saw/felt on the table.



Sex Differentiation

You will find that in the Shih Tzu breed, there is little difference in the physical appearance of males, and females.

In the next slide, which is the male and which is the female?

Topknots

Hair on top of head is tied up. The standard prior to 1989, stated that “the hair **may** be tied up”.

There is no reference in the standard as to how it is tied up, or how many band may be used.

Trimming

The feet, bottom of coat, and anus may be done for neatness and to facilitate movement, however **excessive trimming is a fault**

Styles of Topknots

Prior to some time in the 1990's this was the way most topknots were done.



Nice, Modern Day Topknots



These Topknots may be considered by some to be too extreme



The Essence of Shih Tzu Breed Type

Temperament

Outgoing, lively, alert, proud, affectionate, friendly and trusting

Head

Round, broad, with eyes large, round and dark. The expression is warm, friendly and trusting. Head is in proportion to the body

Body

Overall balance and proportion is rectangular, well bodied, good bone, level topline, high set teacup tail

Gait

Smooth, balanced, flowing, effortless, head and tail held high

Coat

Long, luxurious, and double coated

Four Distinctive Eye Shapes



Dark brown, neither very large and full, nor very small and sunken. Oval in shape and not prominent

Large, very dark, round, lustrous and set wide apart. The look is bold not bulging



Large, round, not prominent, placed well apart. Very dark



Dark brown, oval, bright and expressive of medium size set fairly well apart, b

Body Shapes and Proportions



ALL are RECTANGULAR in shape when viewed in profile

